

Library Culture Among Students of Bachelor in Public Service and Governance (BPSG)

Raju Malla, M.Phil.¹ Pratikshya Bhattarai²

Received: March 14, 2023

Accepted: May 19, 2023

Published: December 24, 2023

Abstract

This study explores Library Culture among students at BPSG of Padmakanya Multiple Campus. The study population comprises 80 students from the 2nd, 4th, 6th, and 7th semesters, with 55 samples selected using stratified random sampling. The questionnaire, structured according to predetermined objectives, serves as the primary research tool. Data collected are analyzed using MS Excel, and the findings are presented through tables, pie charts, and bar diagrams.

The analysis indicates that the library is generally clean, tidy, and offers good accessibility and comfortable reading spaces. However, improvements are needed in these areas, along with addressing dissatisfaction in technology integration, book variety, and quality. From the students' perspective, the library culture at BPSG is found to be unsatisfactory and poor. This is evident in their infrequent library visits, underutilization of available resources, and a lack of awareness regarding library facilities.

Several recommendations are provided, emphasizing the necessity for serious consideration and effective measures. These suggestions aim to enhance the library's physical environment, technological aspects, and book collection. Addressing these concerns will likely contribute to an improved library culture among BPSG students.

Key Words: *library, library culture, technology, resources*

Introduction

This research aims to investigate the library culture among Bachelor's in Public Service and Governance (BPSG) students. Traditionally, a library has been defined as a collection of books for reading or study, housed in a specific building or room. The term "library" originates from the Latin word 'liber,' meaning "book," and the

1 ¹Lecturer, Padmakanya Multiple Campus, TU, Nepal

2 ²Research Assistant, Padmakanya Multiple Campus, TU, Nepal

Latinized Greek word ‘bibliotheca,’ influencing the German and Russian words for library (Francis et al., 2023).

Libraries, as articulated by Jawale (2020), are committed to offering free and equal access to information in various formats, whether printed, electronic, or audio-visual. They contribute to the creation of literate and welcoming environments by providing relevant and engaging reading materials for individuals of all ages. The *Encyclopedia Americana* (1965) describes libraries as collections of books and other records organized and interpreted to meet diverse needs for information, knowledge, recreation, and aesthetic enjoyment.

The traditional concept of a library is undergoing transformation. Modern libraries are evolving into spaces that offer unrestricted access to information in multiple formats from various sources. With the advent and continual innovation of technologies, libraries extend beyond physical walls by providing materials accessible through electronic means.

The advent of language stands out as a pivotal milestone in early human history. Spoken languages, utilizing sound to convey meaning, enabled individuals to communicate messages to contemporaries and pass them down orally from one generation to the next. The introduction of written language, utilizing letters of the alphabet to symbolize meaning, marked an even more significant advancement. It allowed for the communication of knowledge and experiences, both real and imaginary, without the necessity of the physical presence of the author. This facilitated the transmission of information to later generations without the need for memorization.

Library culture encompasses the intricate dynamics between librarians, library staff, and users engaging with library materials and services. In the context of this paper, library culture is defined as the interplay between library users and the diverse range of materials and services offered by the library. Particularly for students, the library serves as a space that fosters a culture of reading.

The library holds a crucial position in the social, political, economic, and cultural development of society. Its significance extends to the preservation and progression of culture, acting as a substantial source of knowledge. Libraries have become essential in imparting knowledge and information to civilize people, playing a vital role in fostering intellectual growth and enlightenment.

According to Dilli (1997), libraries can generally be categorized into three types:

public libraries, academic libraries, and special libraries. This paper specifically focuses on academic libraries, which function as integral components of the institutions they are associated with. Academic libraries play a crucial role in meeting the educational needs of both students and faculty, offering opportunities for self-education and complementing classroom lectures.

The history of Nepali libraries is believed to have originated around 145 years ago during the reign of King Grivan Yuddha Bir Bikram Shah. Legend has it that King Prithivi Narayan Shah, the founder of modern Nepal, collected historical documents from the regions he conquered, storing them in his palace. Later, his great-grandson, Grivan Yuddha, enacted the Royal Seal Act (Lalmohar) to preserve significant historical documents (<https://www.educatenepal.com>).

Nepal entered the era of modern libraries only after 1900 with the establishment of the Bir Library, named after Prime Minister Bir Shamser. Under his patronage, the library's collection was enriched by incorporating books authored by foreign writers. To oversee the organization of this growing collection, Bir Shamser appointed Anikechandra Chatterjee, an Indian, as the librarian. Chatterjee meticulously examined the library's manuscripts, compiled a comprehensive catalog of the books, and classified them. This catalog, published in two volumes in 1905 A.D., marked a significant step in organizing the library's resources. It's noteworthy that by this time, the western world had already developed five different cataloging codes and indexing systems (Karki, 2002).

Specifically addressing the library at Padmakanya Multiple Campus, it has a dedicated physical infrastructure in the form of a separate building. The newly constructed library building was inaugurated on the first day of Ashwin in the year 2071 BS. The library spans two floors, each serving distinct purposes. On the ground floor, students have access to a lending section where they can borrow books for a 15-day period, with the option to renew once. This floor also provides a designated reading area equipped not only with books but also with daily newspapers. Moving to the first floor, there is a designated space for the e-library and reference books. These resources are available for study within the library premises and cannot be taken outside. Additionally, the first floor incorporates a more extensive reading space, providing students with a conducive environment for academic pursuits.

Statement of the Problem

A library is a space that systematically organizes information materials, providing facilities and services, with the institution responsible for its preservation. Libraries

play a crucial role for academicians, students, teachers, and officials, serving as hubs of knowledge. In Nepal, many libraries still rely on manual systems for most functions and services, with some private colleges attempting to integrate technology, while it remains rare in governmental colleges.

Libraries are essential for cultivating a reading culture, a fact substantiated by numerous studies conducted in various societies and countries at the national and international levels. However, as times change, so does the definition of a library. In this context, Nepal, along with its educational institutions, should delve deeper into the evolving nature of libraries. Specifically, there is limited research on the library of Padmakanya Multiple Campus (PKMC), and thus, there is a pressing need for a study to analyze the library at PKMC, focusing on understanding the library culture among BPSG students.

Research Questions

The research questions for this study are as follows:

1. What is the state of the library at Padmakanya Multiple Campus?
2. How is the library culture among BPSG students at Padmakanya Multiple Campus?

Objectives of the Study

The general purpose of this study is to investigate the library at Padmakanya Multiple Campus and, through research, determine the utilization of materials by students. The aim is to bridge the gap between the current state and the desired reality of the library by analyzing existing conditions and understanding students' needs.

The specific objectives are as follows:

1. To assess the condition of the library at Padmakanya Multiple Campus.
2. To examine the library culture among BPSG students at Padmakanya Multiple Campus.

Significance of the Study

Books and libraries have played a vital role in the development of human civilization (Setty, 1977). Libraries have been integral since the inception of civilization, dating back to the time when humans first learned to record and communicate ideas. The evolution of libraries is intertwined with the educational, cultural, and industrial

progress of a nation. Libraries serve as a lifeline for research, academic scholarship, and the dissemination of literacy and formal education (Dilli, 1997).

This study underscores the importance of libraries in the lives of students, asserting that library culture holds significant value. The research aims to uncover the current state of the library at Padmakanya Multiple Campus, examining its utilization and services by BPSG program students. The findings are expected to provide valuable insights and suggestions for further improving the library, as well as raising awareness among students about the importance of utilizing library resources.

Limitations of the Study

This research has certain limitations, outlined as follows:

1. The timeframe for this research was constrained to 15 days, and it was conducted with limited resources.
2. The study was conducted within a relatively small population, consisting of 80 individuals, of which 55 were selected as the sample.

Methodology

Research Design

The research employed a descriptive research design to depict the phenomenon of Library culture among BPSG students. Additionally, the study incorporated quantitative data analysis to determine the numbers and percentages of students falling into different categories. Furthermore, the research delved into the qualitative aspect, seeking insights and perspectives. Therefore, the study utilized a mixed-method approach, combining both qualitative and quantitative research design methods.

Population and Sampling

The research will encompass students enrolled in the BPSG Program at Padmakanya Multiple Campus, specifically those in the 2nd, 4th, 6th, and 7th semesters, constituting a total population of 80 students based on the BPSG Program Records as of September 2023.

According to the guidelines established by Krejcie and Morgan in 1970, a recommended sample size of 66 would be appropriate for a population of 80. However, the sample size can be adjusted if the population is homogenous and

there isn't a significant amount of varied information to be presented, as suggested by Newman (2012). Therefore, 55 samples were selected from the total population of 80, forming 68.75% of the total population.

To distribute the samples proportionally across each semester, 14, 15, 19, and 7 samples were taken from the 2nd, 4th, 6th, and 7th semesters, respectively. This proportional distribution ensured a total sample size of 55 students. The samples were chosen using probability stratified random sampling, with each semester considered as one stratum. This approach ensures that the sample remains representative while optimizing resource utilization and avoiding redundancy in the information collected.

Data Collection Tools and Techniques

Data for this research were collected from both primary and secondary sources. As for secondary sources, information was gathered from various websites, online literature, relevant books, and journals. Additionally, the website of the Nepal National Library, being a governmental source, was consulted.

Regarding primary sources, a set of fourteen objective-specific questions was formulated into a questionnaire, which served as a tool for conducting the research. These questions were derived from a review of related literature. In addition to the 14 questions aimed at fulfilling the predetermined objectives of the research, there were 5 other questions related to general demographics. The questionnaire comprised 12 closed-ended questions and two open-ended questions. To facilitate data collection, an online questionnaire form was provided to each respondent for completion.

Data Analysis and Presentation

Data analysis and presentation facilitate the comparison and contrast of various facts and figures, presenting the information with the assistance of visual aids like graphs, pie charts, and tables. In this study, data from a sample of 55 students was collected and subsequently analyzed and presented in the following sections. The findings have been presented in the form of tables, pie charts, and bar diagrams.

Distribution of the Respondents by Province and District

Respondents were from the different province and district of Nepal. Hence, their variation has been summarized in the Table 1.

Table 1: Distribution of the Respondents by Province and District

S.N.	Province	Districts	No. of Respondents	Percentage (%)
1.	Koshi	Ilam, Jhapa, Khotang, Bhojpur	6	10.90
2.	Madesh	Dhanusha, Sarlahi, Saptari, Bara, Mahottari	14	25.46
3.	Bagmati	Kathmandu, Sindhuli, Ramechhap, Dolakha, Nuwakot, Lalitpur, Kavrepalanchowk	14	25.46
4.	Gandaki	Kaski, Tanahu	2	3.64
5.	Lumbini	Bardiya, Dang, Parasi, Pyuthan, Kapilvastu, Argakhachi	11	20.00
6.	Karnali	Salyan, Dailekh, Surkhet, Jumla	5	9.09
7.	Far-Western	Doti, Kailali	3	5.45
Total			55	100.00

Source: Field Study, 2023

According to Table 1, 6 respondents (10.9%) originally hail from the Koshi Province. Specifically, these respondents come from districts such as Ilam, Jhapa, Khotang, and Bhojpur within the Koshi Province. Additionally, 14 respondents (25.46%) represent the Madesh Province, with origins in districts like Dhanusha, Sarlahi, Saptari, Mahottari, and Bara. This constitutes the highest fraction of the population from this province.

Similarly, there are 14 respondents (25.46%) from the Bagmati Province, making it the highest fraction of the population from this province, comparable to the Madesh Province. These respondents originate from districts including Kathmandu, Sindhuli, Ramechhap, Dolakha, Nuwakot, Lalitpur, and Kavrepalanchowk.

From the Gandaki Province, 2 respondents (3.64%) come from Kaski and Tanahu districts. In the Lumbini Province, 11 respondents (20%) represent districts such as Bardiya, Dang, Parasi, Pyuthan, Argakhachi, and Kapilvastu, forming the second-largest fraction of the population from this province.

The Karnali Province is represented by 5 respondents (9.09%) from Salyan, Dailekh, Surkhet, and Jumla. Lastly, 3 respondents (5.45%) come from Doti and Kailali districts in the Far-western Province.

Caste/ Ethnicity of the Respondents

The sample for this research comprises individuals from diverse castes and ethnicities. The various diversities within the sample are presented in the table as follows:

Table 2: Distribution of the Respondents by Caste/ Ethnicity

S.N.	Caste/ Ethnicity	No. of Respondents	Percentage (%)
1.	Brahmin	22	40.00
2.	Chhetri	14	25.46
3.	Newar	4	7.27
4.	Tharu	3	5.45
5.	Yadav	3	5.45
6.	Shah	2	3.64
7.	Kushwaha	2	3.64
8.	Others	5	9.09
Total		55	100.00

Source: Field Study, 2023

According to Table 2, Brahmins constitute the highest fraction of the population, with 22 respondents (40%) out of a total of 55. Following this, Chhetri is the second-largest group, representing 14 respondents (25.46%). Additionally, there are 4 respondents (7.27%) who identify as Newars. Tharu and Yadav share the same population size, with each group comprising 3 respondents (5.45%). Similarly, Shah and Kushwaha also share the same population, each consisting of 2 respondents (3.64%).

Moreover, there are 5 respondents, each belonging to Satar, Sharma, Singh, Madeshi, and Limbu, collectively forming 9.09% of the total. Each of these categories has 1 respondent (1.82%).

Age Distribution of the Respondents

Respondents are of varied age group which is summed up in the Table 3. According to Table 3, the distribution of respondents across different age groups is presented. Among the total respondents, 13 individuals (23.64%) are aged 19 or below. Additionally, there are 17 respondents (30.90%) who are 20 years old, constituting the highest percentage in the population. Similarly, there are 11 respondents (20%)

aged 21, and 9 respondents (16.36%) aged 22. Finally, 5 respondents (9.09%) belong to the age group of 23 years or above within the total population.

Table 3: Distribution of the Respondents by Age

S.N.	Age (Year)	No. of Respondents	Percentage (%)
1.	19 or below	13	23.64
2.	20	17	30.90
3.	21	11	20.00
4.	22	9	16.36
5.	23 or above	5	9.09
Total		55	100.00

Source: Field Survey, 2023

Religion Followed by the Respondents

There were three different religions being followed by the respondents which are given in the Table below:

Table 4: Distribution of the Respondents by Religion

S.N.	Religion	No. of Respondents	Percentage (%)
1.	Hinduism	53	96.36
2.	Buddhism	1	1.82
3.	Kirat	1	1.82
Total		55	100.00

Source: Field Study, 2023

According to Table 4, respondents follow three different religions. The majority, 96.36%, adhere to Hinduism. Additionally, there is one respondent (1.82%) each following Buddhism and Kirat out of the total population.

Respondents by Semester

According to Table 5, respondents were from different semesters of the BPSG Program. The distribution is as follows: 14 respondents (25.45%) from the 2nd Semester, 15 respondents (27.27%) from the 4th Semester, and 19 respondents (34.55%) from the 6th Semester, which constitutes the highest number of respondents. Lastly, there were 7 respondents (12.73%) from the 7th Semester.

Table 5: Distribution of the Respondents by Different Semester

S.N.	Semester	No. of Respondents	Percentage (%)
1.	2 nd	14	25.45
2.	4 th	15	27.27
3.	6 th	19	34.55
4.	7 th	7	12.73
Total		55	100.00

Source: Field Study, 2023

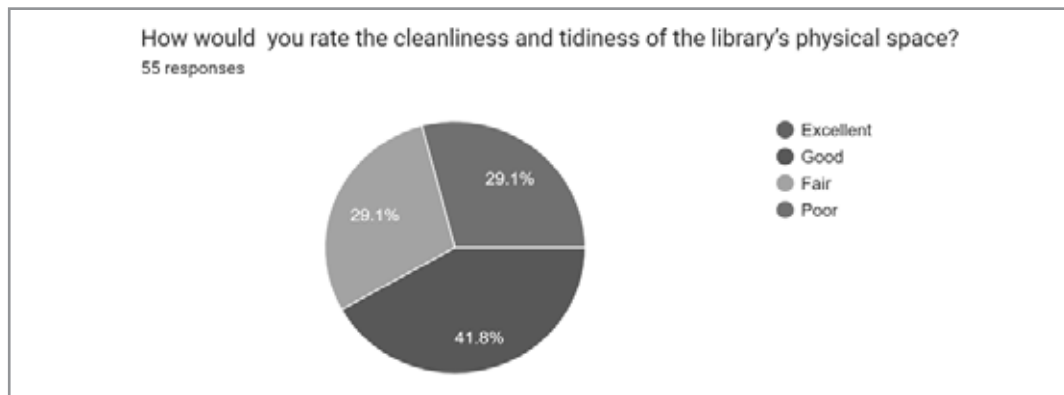
Objective-wise Response by the Respondents

The specific responses encompass the answers provided to the questions aimed at fulfilling the objectives of the research. Therefore, the responses from these questions have been summarized as follows.

Q1. Cleanliness and Tidiness of the Library

The first question, aligned with the first objective, aimed to assess how respondents perceive the cleanliness and tidiness of the library's physical space.

Figure 1: Cleanliness and Tidiness of the Library



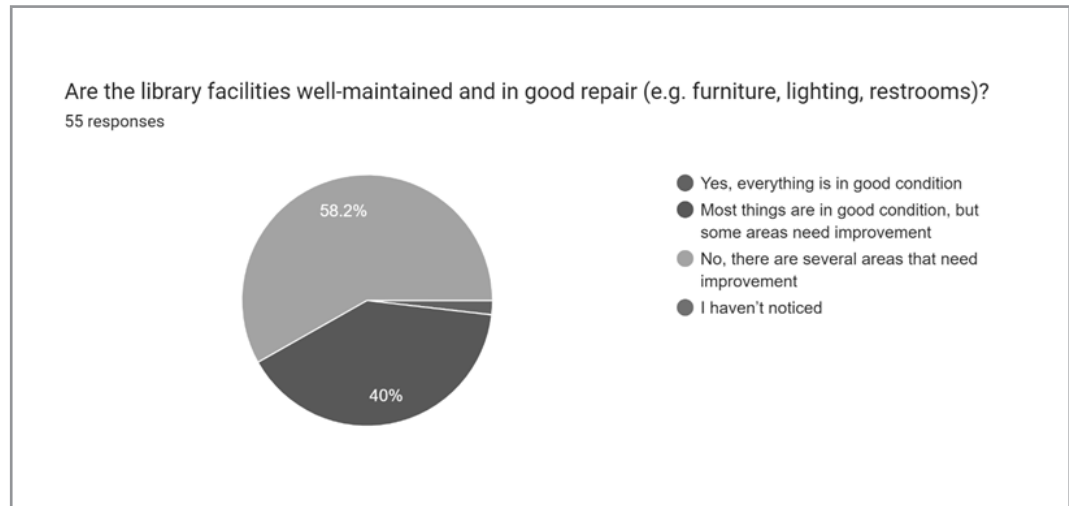
Source: Field Study, 2023

According to Figure 1, 23 respondents (41.8%) perceive the library's physical space as good. Similarly, 16 respondents (29.1%) find the physical space of the library fair. With the same proportion, 16 respondents (29.1%) perceive the library as poor in terms of cleanliness and tidiness. This indicates that a majority of the respondents are not very satisfied with the cleanliness and tidiness of the library's space.

Q2. Library Facilities

The second question was also posed to fulfill the first objective. It aimed to gather insights into whether library facilities such as furniture, lighting, and restrooms are well-maintained and in good repair.

Figure 2: Library Facilities

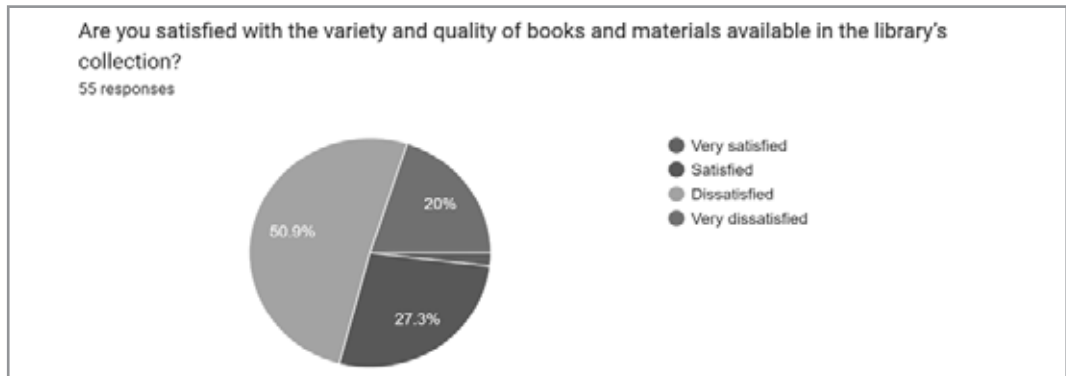


Source: Field Study, 2023

According to Figure 2, 32 (58.2%) respondents think that the library facilities are not well maintained and in good repair and there are several areas that need improvement. Likewise, 22 (40%) respondents think that most things are in good condition, but some areas need improvement. On the other hand, only 1 (1.8%) respondent think that everything is in good condition. So, this shows that the prevailing facilities need improvement.

Q3. Variety and Quality of Books

The third question was posed to fulfill the first objective. In this question, respondents were asked about their satisfaction with the variety and quality of books and materials available in the library's collection.

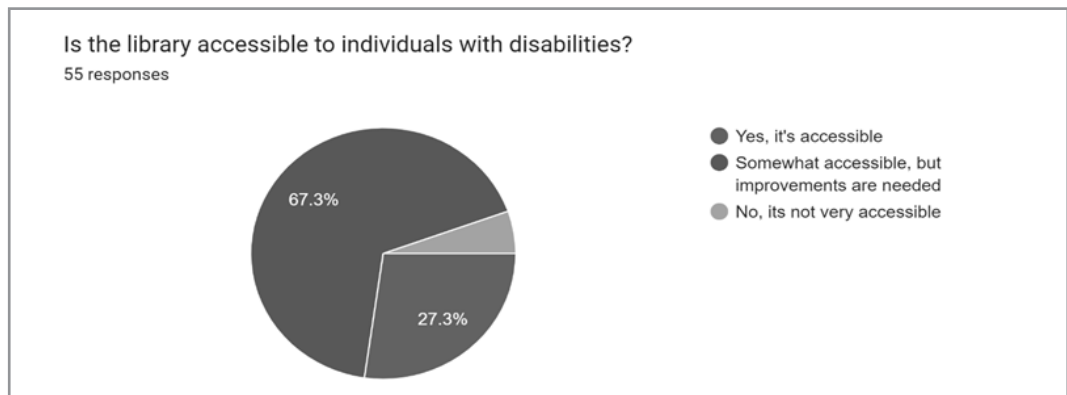
Figure 3: Variety and Quality of Books

Source: Field Study, 2023

According to Figure 3, 28 (50.9%) respondents are dissatisfied with the variety and quality of books and materials available in the library's collection. Similarly, next 15 (27.3%) are satisfied with the library's material and books collection. Likewise, 11 (20%) respondents are very dissatisfied with the variety and quality of materials in the library's collection. Lastly, only 1 (1.8%) respondent is very satisfied with library's collection. From this we can find most respondents leaning towards dissatisfaction side.

Q4. Accessibility to Disable Individuals

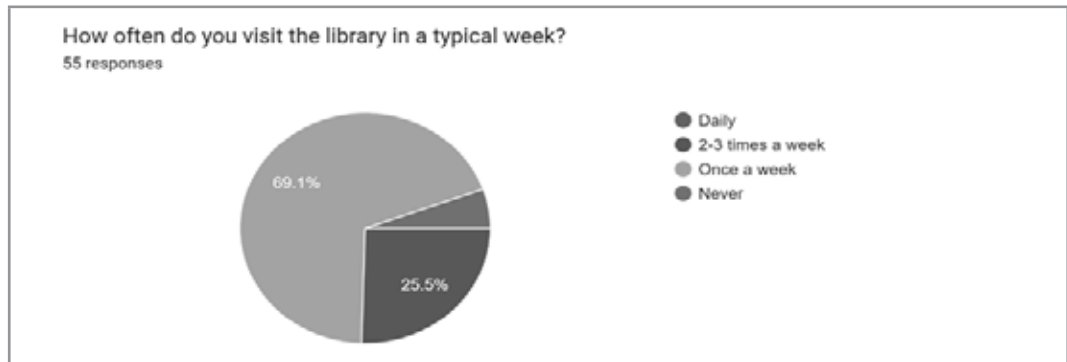
The fourth question was also asked to meet the first objective. Here an attempt was made to know whether respondents find the library accessible to individuals with disability or not. According to Figure 4, 37 respondents (67.3%) perceive the library as somewhat accessible to individuals with disabilities, but improvements are needed. On the contrary, 15 respondents (27.3%) believe that the library is accessible. Similarly, 3 respondents (5.5%) see the library as not being very accessible to individuals with disabilities.

Figure 4: Accessibility to Disable Individuals

Source: Field Study, 2023

Q5. Frequency of Visit in Library

The fifth question was asked to meet the second objective. Here the attempt was made to know the frequency of visit of the students in library.

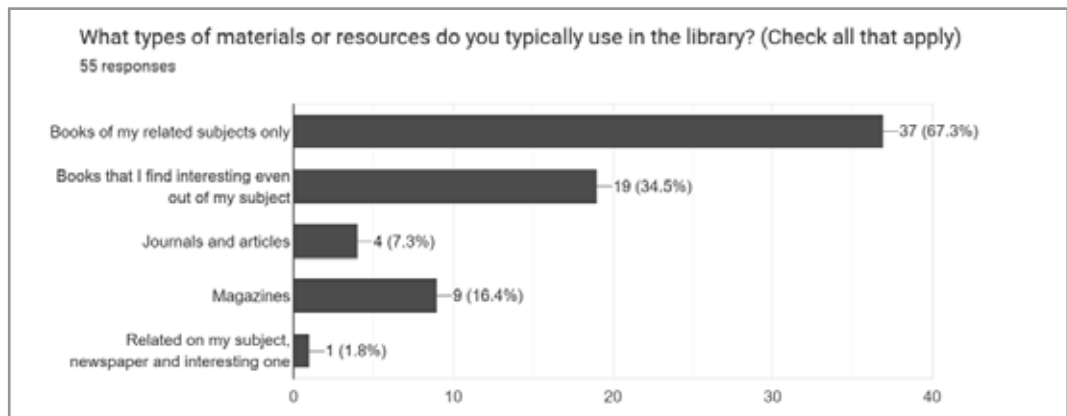
Figure 5: Frequency of Visit in Library

Source: Field Study, 2023

According to Figure 5, 38 (69.1%) respondents visit library once a week. Similarly, next 14 (25.5%) respondents visit library 2-3 times a week. On the other hand, there are 3 (5.5%) respondents who never visit library.

Q6. Materials or Resources used in Library

The sixth question was asked to meet second objective as well. It was to find out what sorts of materials were used by the respondents.

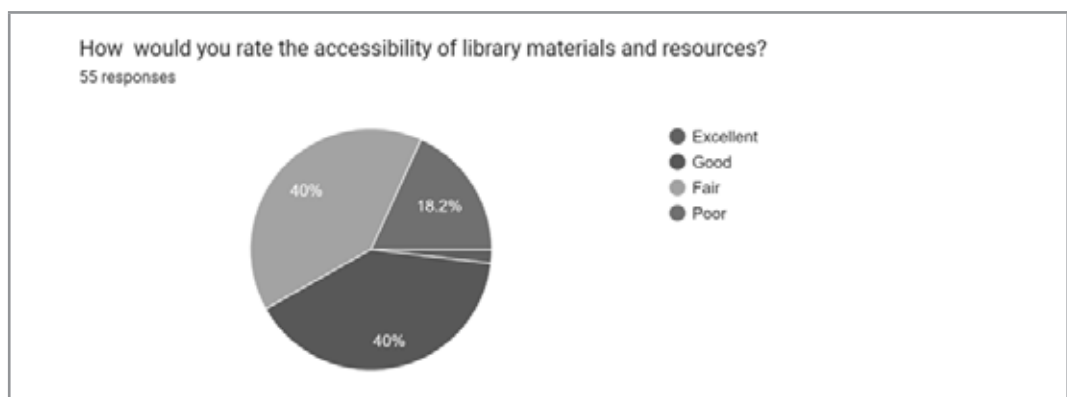
Figure 6: Materials or Resources used in Library

Source: Field Study, 2023

According to Figure 6, 37 (67.3%) respondents use the books of their related subjects only. Likewise, 19 (34.5%) respondents use books that they find interesting even if they are out of their subjects. Other 4 (7.3%) respondents use journals and articles in the library. Similarly, 9 (16.4%) respondents use magazines in the library. Likewise, on the option 'others' one respondent has replied that she uses books related on her subject, newspaper and other interesting one.

Q7. Accessibility of Library Materials

The seventh question was also asked to meet second objective. Here the respondents were asked to rate the accessibility of library materials and resources.

Figure 7: Accessibility of Library Materials

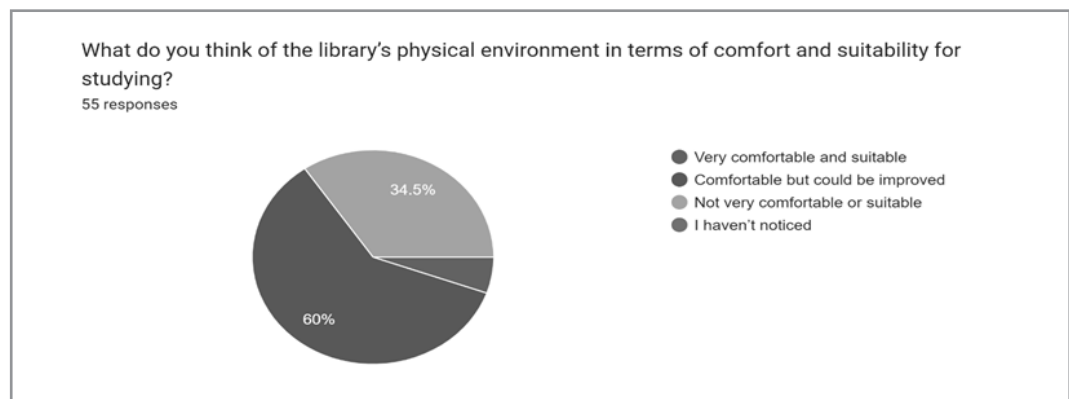
Source: Field Study, 2023

According to Figure 7, 22 (40%) respondents rate the accessibility of library materials and resources as good. Similarly, other 22 (40%) respondents rate the accessibility as fair. On the other hand, 10 (18.2%) rate the accessibility as poor and remaining one respondent rate it as excellent.

Q8. Physical Environment of Library

The eighth question was asked to meet the first as well as second objective. Here respondents were asked to tell what they think on physical environment of library in terms of comfort and suitability of studying.

Figure 8: Physical Environment of Library

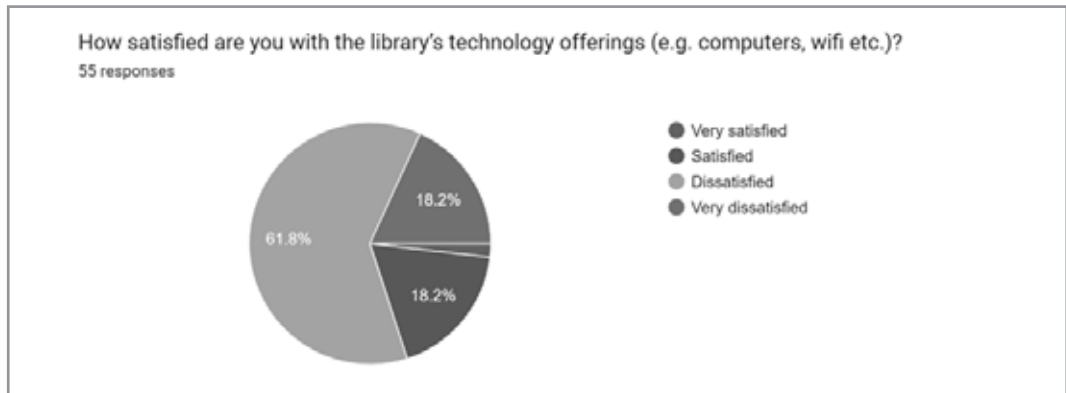


Source: Field Study, 2023

According to Figure 8, there are none respondents to not to notice about the library's physical environment in terms of comfort and suitability for studying. Thirty-three (60%) respondents think that the library's physical environment is comfortable but at the same time it could also be improved. Similarly, 19 (34.5%) respondents think that the library's physical environment is not very comfortable or suitable. Likewise, 3 (5.5%) respondents find the library very comfortable and suitable.

Q9. Library's Technology

The ninth question was posed to fulfill the second objective. In this question, respondents were asked to rate their level of satisfaction, categorized as very satisfied, satisfied, dissatisfied, and very dissatisfied, with the library's technology offerings such as computers and Wi-Fi.

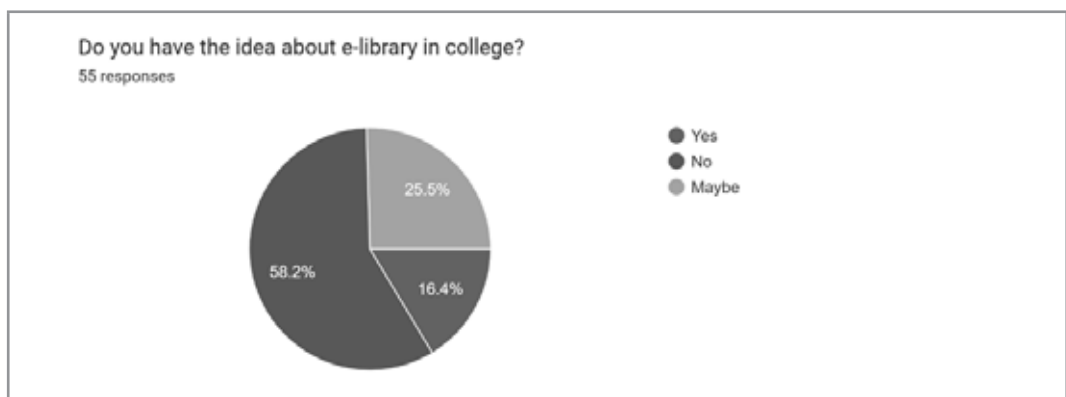
Figure 9: Library Technology

Source: Field Study, 2023

According to Figure 9, 34 (61.8%) respondents are found to be dissatisfied with the library's technology offering such as computers and Wi-Fi. Likewise, 10 (18.2%) respondents are very dissatisfied with the library's technology offerings. On the other hand, same number of respondents i.e. 10 (18.2%) are satisfied with the library's technology offerings. Remaining 1 (1.8%) respondent is very satisfied with the technology's offering of the library.

Q10. Knowledge of e-Library

The tenth question was asked to meet second objective as well. Here the purpose was to know on whether the respondents had the knowledge of e-Library in Padmakanya Multiple Campus.

Figure 10: Knowledge of e-Library

Source: Field Study, 2023

According to Figure 10, 32 (58.2%) respondents replied that they are totally unaware about the practice of e-Library in Padmakanya Multiple Campus. Other 14 (25.5%) are not sure whether there is e-Library in the college and replied 'maybe' in the question thus asked. Remaining 9 (16.4%) respondents are aware about the presence of e-Library in the college.

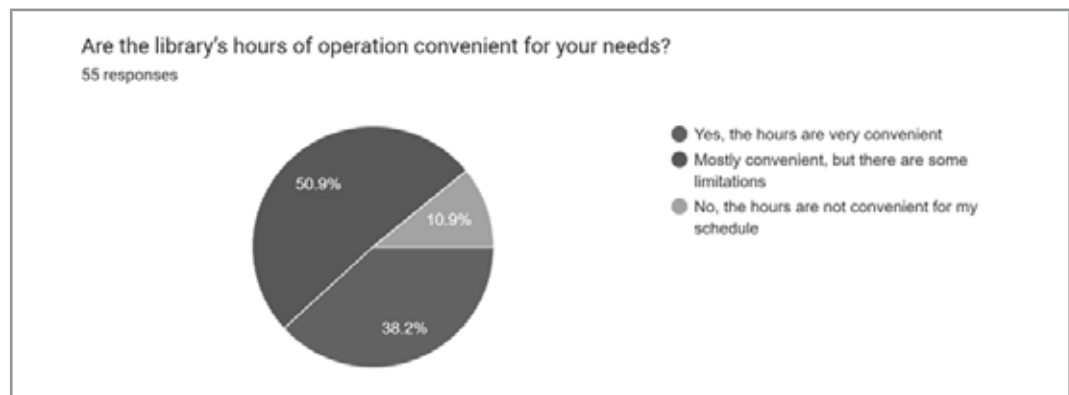
Further, for saying 'yes', respondents were asked about what they know in which all replied regarding what e-Library is rather than responding on what they know about e-Library in Padmakanya Multiple Campus.

Q11. Convenience in Operating Hours

This was the eleventh question in a row to meet the objective. It was asked to know on whether the library's hours of operation convenient for the needs of respondents of not.

According to Figure 11, 28 respondents (50.9%) think that the operating hours of the library are mostly convenient, but there are some limitations. Similarly, the next 21 respondents (38.2%) think that the library's operating hours are very convenient for their needs. Lastly, the remaining 6 respondents (10.9%) think that the library's hours are not convenient for their schedule.

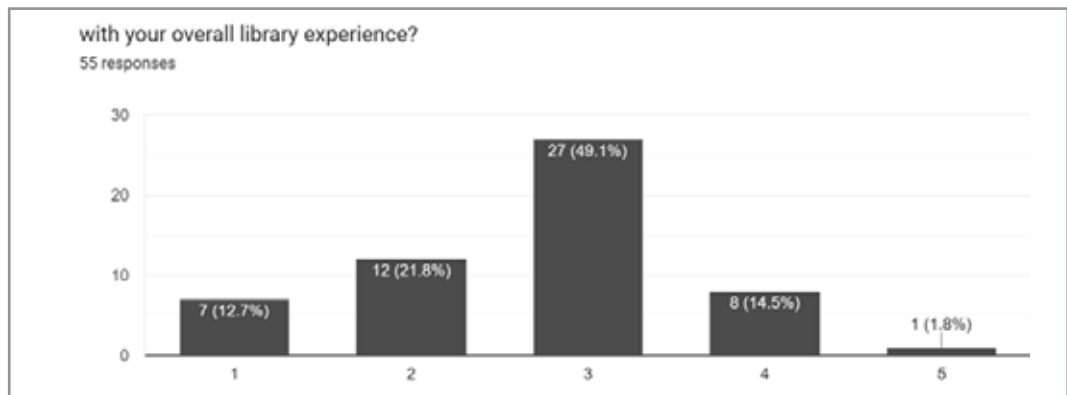
Figure 11: Convenience in Operating Hour



Source: Field Study, 2023

Q12. Level of Satisfaction

This was the twelfth objective wise question in a row which was asked to know about the level of satisfaction on the scale of 1 to 5 with the overall library experience.

Figure 12: Level of satisfaction

Source: Field Study, 2023

According to Figure 12, 7 respondents (12.7%) are very dissatisfied with the overall experience of the library. A slight level of satisfaction is observed in another 12 respondents (21.8%). The majority, 27 respondents (49.1%), seem to be in the middle ground with neither very high satisfaction nor very high dissatisfaction. Similarly, 8 respondents (14.5%) appear to have much more satisfaction. Lastly, 1 respondent (1.8%) is very satisfied with the overall library experience.

Q13. Comments and Recommendations on the Library

The final question asked respondents to share their comments or provide recommendations about the condition of the library.

A diverse range of recommendations and comments emerged from the respondents. Seven participants (12.7%) underscored the need for a more organized arrangement of books to facilitate easier and quicker retrieval. Another seven respondents (12.7%) advocated for timely updates of books, expressing concerns about the presence of irrelevant old books. Six participants (10.9%) highlighted the challenge of finding materials specific to the BPSG program, emphasizing the importance of focusing on resources tailored to the needs of BPSG students. Four individuals (7.3%) expressed dissatisfaction with the variety of books available and called for a broader selection across different genres and courses. Additionally, another four respondents (7.3%) emphasized the necessity for improved coordination between librarians and students, with one respondent noting instances where problems were not promptly addressed. Seven participants (12.7%) recommended the integration of technology in the library, advocating for the implementation of an e-library

concept to enhance effectiveness and user-friendliness. Another four individuals (7.3%) proposed enhancements to the physical study environment, suggesting the provision of a good, peaceful, and more extensive study space. Specifically, one respondent recommended separate tables and chairs on the ground floor, along with additional seating. Lastly, five respondents (9.1%) had no specific recommendations to offer.

Additionally, respondents provided several more recommendations, including:

- Implementing a library management system and tools.
- Offering extended library hours during exam periods.
- Establishing a feedback mechanism for students and faculty to provide input on library services, resources, and facilities.
- Addressing the issue of torn and miserable condition of books.
- Focusing on the availability of drinking water and fans.
- Extending the time allowed for returning books.
- Improving the management of library cards to address issues of loss.
- Monitoring and enhancing the quality and quantity of books, with demand-based restocking.
- Allowing more than two books to be borrowed at a time.

These suggestions provide valuable insights for enhancing the overall library experience and services.

Findings and Discussions

The research aimed to assess the condition of the library at Padmakanya Multiple Campus and explore the library culture among BPSG students, utilizing a mixed research design with 55 samples obtained through stratified random sampling. The survey gathered opinions from all 55 respondents, revealing that the majority, 23 students (41.8%), perceive the cleanliness and tidiness of the library's physical space as good. Additionally, 16 respondents (29.1%) find it to be fair, while the same number find it to be poor.

In terms of library facilities maintenance, a significant portion, 32 respondents (58.2%), believe that it is not well-maintained, indicating several areas that require improvement. In contrast, 22 respondents (40%) consider the library to be in good condition, although acknowledging the need for some improvements. Notably, only one respondent expresses complete satisfaction with the library's maintenance.

Contrary to the common association of libraries with books, more than half of the respondents, 28 (50.9%), express dissatisfaction with the variety and quality of books and materials available in the library's collection. Furthermore, 11 respondents (20%) indicate being very dissatisfied with the collection, while only 15 individuals (27.3%) express satisfaction, with one of them being very satisfied. These findings highlight a notable discontent among respondents regarding the library's book collection and variety.

Examining the frequency of students' visits to the library reveals that it is not highly satisfactory, with more than two-thirds, 38 respondents (69.1%), visiting the library only once a week on average. Surprisingly, there is not a single respondent who visits the library daily. Less than one-third, 14 respondents (25.5%), visit the library 2-3 times a week, which is considered satisfactory. Additionally, three respondents (5.5%) rarely visit the library.

Regarding the type of materials used by respondents, the majority, 37 students (67.3%), exclusively use books related to their subjects. Meanwhile, 19 students (34.5%) use books that they find interesting, even if they are unrelated to their subjects. However, a relatively small percentage, 13 students (23.7%), use journal articles and magazines in the library. These findings shed light on the reading habits and material preferences of the surveyed students. Top of Form

In terms of the rating for the accessibility of library materials and resources, 22 respondents (40%) found it good, another 22 (40%) rated it fair, and one respondent rated it excellent. However, indicating strong dissatisfaction, 10 respondents (18.2%) rated it poor. Regarding the comfort and suitability for studying in the library, more than half, 33 respondents (60%), find it comfortable but suggest that improvements could be made. On the other hand, 19 respondents (34.5%) do not find it very comfortable or suitable, while 3 respondents (5.5%) find it very comfortable and suitable.

Examining satisfaction with the library's technology offerings, 34 respondents (61.8%) expressed dissatisfaction, with an additional 10 respondents (18.2%) being very dissatisfied. In contrast, only one respondent (1.8%) reported being very satisfied, and another 10 respondents (18.2%) were satisfied. Notably, more than half, 32 respondents (58.2%), are totally unaware of the existence of an e-library in the college, while 14 respondents (25.5%) think there might be an e-library. Only 9 respondents (16.4%) are aware of the presence of an e-library in the college. These

findings highlight the need for improved awareness and satisfaction regarding technology offerings and e-library services.

Concerning the convenience of the library's operational hours, the majority, 21 respondents (38.3%), find it very convenient, while 28 (50.9%) find it convenient with some limitations. Only 6 respondents (10.9%) do not find the hours convenient for their schedules. Regarding the satisfaction level with the overall library experience, respondents were asked to rate their satisfaction on a scale from 1 to 5, where 1 denotes very dissatisfied and 5 denotes very satisfied. In this rating, nearly half, 27 respondents (49.1%), gave a rating of 3, indicating a neutral stance. There were 12 respondents (21.8%) who gave a rating of 2, 7 respondents (12.7%) gave a rating of 1, 8 respondents (14.5%) gave a rating of 4, and 1 respondent (1.8%) gave a rating of 5.

Finally, there were several recommendations provided by the respondents regarding the condition of the library. Many suggested that books need better organization and timely updates. The adoption of new technologies and the addition of a variety of books were also recommended. Some respondents emphasized the need for improved coordination between librarians and students. Specific to the BPSG program, students expressed dissatisfaction with the materials available and recommended adding more relevant books to the BPSG course.

Conclusions and Implications

Conclusions

The library at Padmakanya Multiple Campus plays a crucial role in providing access to a diverse range of reading materials. The library culture, representing the interaction of individuals with the library and its resources, is a vital aspect for students, teachers, and academicians seeking knowledge. The research findings indicate both areas of satisfaction and dissatisfaction with the library's condition.

There is notable dissatisfaction among respondents regarding certain aspects of library facilities, including furniture, lighting, and restrooms. The variety and quality of books and materials in the library's collection, as well as its technology offerings, also received mixed reviews, with a significant portion of respondents expressing dissatisfaction.

Examining the library culture specifically among BPSG students, the study identifies areas of concern. The frequency of library visits is not optimal, with a

majority visiting only once a week. Many students seem to use only subject-related books, and there is a lack of awareness about the e-Library in Padmakanya Multiple Campus.

Despite the challenges, there are positive aspects, such as satisfaction with cleanliness, accessibility, and comfort for studying. It is evident that the library holds a central place in the academic journey, providing a space for exploration, collaboration, and personal development.

To enhance library culture, addressing the identified areas of dissatisfaction is crucial. Timely updates of books, improved organization, and technological advancements can contribute to a more vibrant and user-friendly library. Moreover, promoting awareness and encouraging frequent library visits among students can help foster a robust library culture, ensuring that the library continues to be a cornerstone of learning and knowledge dissemination.

Implications

The implications drawn from this study provide valuable insights into areas that require attention and improvement in enhancing the library experience for BPSG students at Padmakanya Multiple Campus. The key implications include:

- 1. Integration of Advanced Technologies:** Given the dissatisfaction among students with the current technology offerings, there is a need to explore and integrate advanced technologies in the library. Conducting a feasibility study and cost-benefit analysis can guide the selection of suitable technologies to enhance the overall library experience.
- 2. Promotion of Effective Library Habits:** The study highlights a poor habit of visiting the library and utilizing its resources effectively. Strategies should be devised to encourage and promote effective library habits among students. Creating a conducive environment, flexible study hours, and adopting innovative methods can contribute to the development of a better library culture.
- 3. Availability of BPSG Course Materials:** Respondents expressed dissatisfaction with the unavailability of materials related to the BPSG course. Collaboration between the library and the BPSG department is essential to ensure that relevant materials are stocked and easily accessible. This can positively impact students' frequency of library visits.

4. **Organizational Improvements:** Concerns regarding the condition of books, lack of updates, and difficulty in finding required materials suggest a need for organizational improvements. Implementing a systematic categorization of books, regular updates, and addressing issues related to misplaced books can significantly enhance the overall library experience.
5. **Enhanced Infrastructure for Efficient Library Management:** The study recommends creating separate sections and divisions for books to facilitate easier navigation and reduce the workload of librarians. This organizational enhancement can contribute to a more efficient library management system.

By addressing these implications, the library at Padmakanya Multiple Campus can undergo positive transformations that align with the needs and expectations of BPSG students. Implementing these recommendations will likely result in an improved library culture, fostering a more engaging and enriching learning environment.

References

- Alex-Nmecha, J. C. (2019). Reading Culture, Benefits, and the Role of libraries in the 21st century. *Library Philosophy and Practice*, 1-11.
- Dilli, K.T. (1997). Basics of Library and Information Science. New Delhi: Vikas Publishing House.
- Encyclopedia Americana (1965). Library. In Encyclopedia Americana (Vol. 17, p. 353) New York: Americana Corporation.
- Francis, F. C. Foskett, Douglas John, Estabrook, Leigh S. and Haider, Salman (2023, June 24). *library*. *Encyclopedia Britannica*. <https://www.britannica.com/topic/library>
- Gall, D., & Hirst, D. (n.d.). Greeks and Luddited: Library culture and communication. 39. <https://www.educatenepal.com/news/detail/history-of-library-in-nepal-public-libraries-slow-to-adapt-to-changing-times> <https://egyankosh.ac.in/bitstream/123456789/34897/1/Unit-1.pdf> <https://elibrary.tucl.edu.np/bitstream/123456789/1336/2/Chapter%20Page%281%29.pdf>
- Jawale, J. N. (2020). The Role of Libraries in Promoting Reading Culture. *Knowledge Librarian*, 07 (05), 10-13.
- Karki, M. (2002). History of Library Development in Nepal. *TULSSAA: A Journal of Library and Information Science*, 2 (2): 1-8

- Krejcie, R.V. and Morgan, D.W. (1970) Determining Sample Size for Research Activities. *Educational and Psychological Measurement*, 30, 607-610.
- Loh, C. E., Ellis, M., Paculdar, A. A., & Wan, Z. H. (2017). Building a successful reading culture through the school library: A case study of a Singapore secondary school. *International Federation of Library Associations*, 1-13.
- Nepali, S., & Tamang, R. (2022). A Review on Emerging Trends and Technologies in Library. *American journal of information science and technology*, 9, 8-15. doi:10.11648/j.ajist.20220601.12
- Newmen, J. (2012). *Research Methodology*. Princeton university press
- Pradhan, M. R. (n.d.). *Digital Library Initiatives in Nepal*.
- Sethy, D. S. (2018). Promoting Reading Habits and The Role of Library. *International Journal of Library and Information Studies*, 8, 367-375.
- Setty, U.K. (1977). *Librarianship: Change or status quo?*. New Delhi: Vikas Publication.
- Vaidya, B. (2002). The application of barcode technology. *TULSSAA: A Journal of Library and Information Science*, 2 (1): 1-4