

An Ecological Model for Sustainable Forest Management of Eco-system Based on Optimal Control Theory

Md. Nazmul Hasan¹, Md. Haider Ali Biswas², Md. Sharif Uddin³

¹ Department of Mathematics, Jahangirnagar University, Dhaka, Bangladesh.

² Mathematics Discipline, Khulna University, Bangladesh.

³ Department of Mathematics, Jahangirnagar University, Dhaka, Bangladesh.

Correspondence to: Md. Nazmul Hasan, Email: nazmulmaths@gmail.com

Abstract: *Sustainable forest management is one of the challenging issues in the present century. In this manuscript, we have employed the model of control theory to control the consequence of toxicity and illegal logging of mature trees in the ecosystem of Sundarban, the largest mangrove forest in the world. In this investigation, we have momentarily mentioned some of the fields in which these challenges are present. These fields especially consist of sustainable forest management of ecosystem. We have reflected on the modified Leslie-Gower response function to set up as the alternative resource for industries when forestry resources are devastated. The boundedness, persistence, equilibria and stability are examined along with bionomic equilibria and optimal harvesting strategy. Our main aim is to investigate the spans and applications of control theory in real life situation, especially in efficient and sustainable forest growth.*

Keywords: Toxicity, Persistence, Lyapunov function, Optimal harvesting.

1 Introduction

The Sundarban is the single largest mangrove forest in the world comprising a total area of 9827 sq. kms. lying in both Bangladesh and India. It is the only marshy mangrove land included in the list of world heritage sites. This area shows high biodiversity with unique flora and fauna. Some of the biological species have already been driven to extinction. Trees and many others are at the verge of extinction due to several external forces such as over exploitation over harvesting, environmental pollution and mismanagement of forestry. Environmental pollution, natural catastrophes and mismanagement of the habitat may cause reduction of species population. Hazards such as coastal flooding and cyclone also cause the decline of species in an ecosystem.

A number of species have become extinct from the Sundarban during the last 100 years. It provides in-situ conservation of biodiversity of natural and semi-natural ecosystems and landscapes and contributes to sustainable economic development of the human population living within and around the biosphere reserve.

Both biotic and abiotic are dependent component to each other and their balance is essential for the sustainability and stability of the world. Forests are necessary for life on earth, for mitigating and adapting to climate change, ensuring adequate supply of fresh water, enhancing biodiversity and providing sustainable income and livelihood, including food safety. But it is now under unprecedented and unrelenting pressure. The United Nation has declared 'the year 2011' was the International Year of "Forests" by to upraise awareness and strengthen the sustainable management, conservation and sustainable development of all types of forests. In [24] the author reviews both the effect of deforestation on climate change and the impact of climate change on forests. At present forests cover about 31% of world's area [23]. During the last five decades different measure are taken for the conservation of fishery applying different harvesting and optimal control strategies. The first research on fishery management based on optimal control is conducted by Clark in the year 1976 [25], which are followed by K. Chaudhuri [5]. Like fishery, forestry, conservation is also a key factor responsible for the stability of the ecosystem. I have paid attention to optimal control for the proper management of forestry resources, mainly tree biomass. The concept of modeling through rates of change is well known in physics and engineering. The idea behind the generalization is to obtain the system through a suitable number of differential equations with considered state variable. Outputs are

presented as the current state functions.

The forestry biomass and forestry resource based industrialization is similar to the predator-prey dynamical system. The formulation of Leslie-Gower [14] predator-prey model is based on the assumption that depletion in a predator population has a reciprocal relationship with per capita availability of its preferred food. For the modified Leslie-Gower functional response in the case of severe scarcity, predator can switch over to other population (or alternative) but its growth will be limited by the fact that its most favorite food prey is not available in abundance.

The plan of this study is to analyze a dynamical model to guard forestry from the threats of toxicity and illegal logging and to increase forestry based industries. We have acquired an age structured forestry biomass via immature and mature forestry population considering that the industries are confined not to harvest pre-mature trees. Modified Leslie-Gower response function is also introduced as the alternative resource for industries when forestry resources are demolished.

1.1 Basic Assumptions

Modeling is an effective tool to develop the decision support to illuminate the real word problem. Consider the following assumptions for the proposed model to portrait system dynamics:

- i) Forestry structural population, i.e., trees are classified via immature (x_1), mature trees (x_2) and industrialization (x_3) i.e.
- ii) Consider the logistic growth rate for immature trees with fixed growth rate and carrying capacity.
- iii) Alternative is provided to industries for the conservation of forest biomass.
- iv) Industries are used forestry based mature trees.
- v) Consider the natural depletion rate for mature trees because of natural calamity.
- vi) Consider the external toxicity which affect the immature trees.
- vii) Illegal logging decreases the biomass of mature trees.
- viii) Harvesting Effort is developed to harvest the mature trees.
- ix) The total revenue is earned from the difference of pricing and harvesting cost applied to harvest mature forestry trees.

The conceptual model system for the schematic flow diagram is shown in figure below:

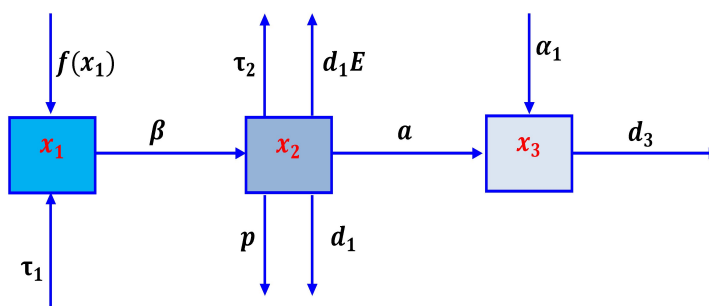


Figure 1: Schematic diagram

2 Mathematical Model Formulation

A simple age-structured forestry biomass model via immature (Juvenile) trees (x_1), mature (adult) trees (x_2) and number of industries (industrialization) x_3 , the function $f(x_1)$ is a combination of logistic growth and new plantation for immature trees defined by $f_1(x_1) = rx_1(1 - \frac{x_1}{k}) + \gamma x_1$, the function $f_2(x_1, x_2)$ is the modified Leslie-Gower term for mature trees and industrialization defined by $f_3(x_2, x_3) = x_3(\alpha_1 - \frac{\alpha_2 x_3}{a + x_2})$

and E is the effort expanded to harvest mature trees then the proposed dynamical system becomes [17]:

$$\frac{dx_1}{dt} = rx_1\left(1 - \frac{x_1}{k}\right) - \beta x_1 + \gamma x_1, \quad (1)$$

$$\frac{dx_2}{dt} = e\beta x_1 - d_1 E x_2 - d_2 x_2, \quad (2)$$

$$\frac{dx_3}{dt} = \left(\alpha_1 - \frac{\alpha_2 x_2}{a + x_2}\right)x_2 - d_3 x_3, \quad (3)$$

$$x_1(0) \geq 0, \quad x_2(0) > 0, \quad x_3(0) \geq 0.$$

The ecological meaning of the system parameters are provided in a table formate.

Table 4.1: Description of parameters

Parameter	Description
x_1	Immature trees (Juvenile)
x_2	Mature trees (Adult)
x_3	Industrialization (Number of Industries)
r	Intrinsic growth rate of immature trees
k	Environmental carrying capacity of forestry biomass
τ_1	Rate of toxicity for immature trees
τ_2	Rate of toxicity for mature trees
γ	Rate of new plantation
β	Transition rate from immature to mature
α_1	Measures the reduction rate of industrialization
α_2	Maximum value for the reduced rate of industries can attain
$\frac{1}{a}$	Average forestry protection rate
d_1	Depletion rate of mature trees
d_2	Natural depletion rate of mature trees
d_3	Decreasing rate rate of industries in the absence of preferred mature trees
p	Illegal logging of mature trees
E	Harvesting effort
e	Rate of conversion

Since our main objective is to examine the dynamical behavior of mangrove forest in the Sundarban ecosystem in the presence of harvesting, toxicity and illegal logging, then we have formulated the following dynamical model system:

$$f_1 = \frac{dx_1}{dt} = rx_1\left(1 - \frac{x_1}{k}\right) - \beta x_1 + \gamma x_1 - \tau_1 x_1^3, \quad (4)$$

$$f_2 = \frac{dx_2}{dt} = e\beta x_1 - d_1 E x_2 - d_2 x_2 - p x_2 - \tau_2 x_2^2, \quad (5)$$

$$f_3 = \frac{dx_3}{dt} = \left(\alpha_1 - \frac{\alpha_2 x_3}{a + x_2}\right)x_2 - d_3 x_3, \quad (6)$$

$$x_1(0) \geq 0, \quad x_2(0) > 0, \quad x_3(0) \geq 0.$$

The term $\tau_1 x_1^3$ can be interpreted as a type of functional response of the immature trees and comes directly to affect them by some external toxic substances released from the industries and water vehicles. Since $\frac{d}{dx_1}(\tau_1 x_1^3) = 3\tau_1 x_1^2 > 0$ and $\frac{d}{dx_1}(3\tau_1 x_1^2) = 6\tau_1 x_1 > 0$ which is accelerated growth in the production of the toxic substance to the density of immature trees x_1 . Also the similar case for mature trees x_2 except the effect of toxicity on the mature trees being less than on the immature trees is taken as $\tau_2 x_2^2$ where τ_2 be the coefficient of toxicity to the mature trees ($0 < \tau_2 < \tau_1 < 1$).

3 Preliminary Results

Here, we will apply the following lemmas to establish the positivity, the boundedness and the permanence of the proposed model system.

Lemma 3.1. [6] *If $a, b > 0$ and $\frac{dX}{dt} \leq (\geq) X(t)(a - bX(t))$ with $X(t) > 0$, then $\lim_{t \rightarrow +\infty} \sup X(t) \leq (\lim_{t \rightarrow \infty} \inf X(t) \geq \frac{a}{b})$.*

Lemma 3.2. *If $a, b > 0$ and $\frac{dX}{dt} \leq (\geq) X(t)(a - bX(t))$ with $X(t) > 0$. then for all $t \geq 0$, $X(t) \leq \frac{a}{b - Ce^{-at}}$ with $C = b - \frac{a}{X(0)}$. In particular $X(t) \leq \max\{X(0), \frac{a}{b}\}$ for all $t \geq 0$.*

3.1 Boundedness

Theorem 3.1. *All the solutions $(x_1(t), x_2(t), x_3(t))$ of the system (4)-(6) in R_+^3 are always positive i.e., $x_1(t) > 0, x_2(t) > 0, x_3(t) > 0$ for all $t \geq 0$.*

Proof. The theorem is true since,

$$\begin{aligned} x_1(t) &= x_1(0) \exp \int_0^t \left[r \left(1 - \frac{x_1(s)}{k} \right) - \beta + \gamma - \tau_1 x_1^2(s) \right] ds \\ x_2(t) &= x_2(0) \exp \int_0^t \left[e\beta \frac{x_1(s)}{x_2(s)} - (d_1 E + d_2 + p + \tau_2 x_2(s)) \right] ds \\ x_3(t) &= x_3(0) \exp \int_0^t \left[\alpha_1 - d_3 - \frac{\alpha_2 x_3(s)}{a + x_2(s)} \right] ds \end{aligned}$$

Before analyzing the model system let us prove that the solutions to the system (4) – (6) corresponding the following theorem. \square

Theorem 3.2. *All the solutions of the model system (4)-(6) with initial conditions are always bounded, for all $t \geq 0$.*

Proof. From equation (4), we can write

$$\frac{dx_1}{dt} \leq rx_1 \left(1 - \frac{x_1}{k} \right) + \gamma x_1 \quad (7)$$

From Lemma 3.2, we have

$$X(t) \leq \max \left\{ x_1(0), \frac{(r + \gamma)k}{r} \right\} \equiv M_1 \quad \text{for all } t \geq 0.$$

Further, from equation (5), we have

$$\frac{dx_2}{dt} = e\beta x_1 - d_1 E x_2 - d_2 x_2 - p x_2 \leq e\beta M_1 - d_1 E x_2 - d_2 x_2 - p x_2 \quad (8)$$

Again From Lemma 3.2, we have

$$x_2(t) \leq \max \left\{ x_2(0), \frac{\beta M_1}{d_1 E + d_2 + p} \right\} \equiv M_2 \quad \text{for all } t \geq 0$$

Further, from equation (5), we have

$$\frac{dx_3}{dt} = x_3 \left(\alpha_1 - \frac{\alpha_2 x_3}{a + x_2} \right) \leq x_3 \left(\alpha_1 - \frac{\alpha_2 x_3}{a + M_2} \right) \quad (9)$$

Again, from Lemma 3.2, we have

$$x_3 \leq \max \left\{ x_3(0), \frac{\alpha_1(a + M_2)}{\alpha_2} \right\} \equiv M_3 \quad \text{for all } t \geq 0.$$

The proof is complete for the boundedness of the model system and hence the system under the consideration is dissipative. \square

3.2 Permanence

Theorem 3.3. *The system of equation (4) – (6) with initial conditions is permanent if $\lim_{t \rightarrow \infty} \sup(x_1) \leq M_1$, $\lim_{t \rightarrow \infty} \sup(x_2) \leq M_2$, and $\lim_{t \rightarrow \infty} \sup(x_3) \leq M_3$.*

Proof. It is clear that from the equation (4) and Lemma 3.1, $0 < x_1(t) < \frac{(r + \gamma)}{r}$, from equation (5) and Lemma 3.1, $x_2 \leq \frac{e\beta M_1}{d_1 E + d_2 + p}$ and from equation (6) and lemma 3.1, $0 < x_3(t) < \frac{\alpha_1(a + M_2)}{\alpha_2}$ for sufficiently large t . Hence, from the equation (6) we have,

$$\frac{dx_1}{dt} \geq rx_1 \left(1 - \frac{x_1}{k} - \beta x_1\right) \text{ or } \frac{(r - \beta)k}{r} \equiv N_1$$

and then applying Lemma 3.1, we have,

$$\lim_{t \rightarrow \infty} x_1(t) \geq N_1$$

Further, from equation (5) we have,

$$\frac{dx_2}{dt} \geq e\beta N_1 - d_1 E x_2 - d_2 x_2 - p x_2$$

, which gives by using Lemma 1

$$\lim_{t \rightarrow \infty} \inf x_2(t) \geq \frac{\beta N_1}{d_1 E + d_2 + p_1} \equiv N_2.$$

Further, from equation (6) we have,

$$\frac{dx_3}{dt} = x_3 \left(\alpha_1 - \frac{\alpha_2}{a + N_2}\right)$$

and then applying Lemma 3.1 we have,

$$\lim_{t \rightarrow \infty} \inf x_3(t) \geq \frac{(\alpha_1 - d_2 - p)(a + N_2)}{\alpha_2}.$$

Also, from inequalities (7)-(9), together with Lemma 3.1, we can write

$$\lim_{t \rightarrow \infty} \sup(x_1) \leq M_1, \quad \lim_{t \rightarrow \infty} \sup(x_2) \leq M_2, \quad \text{and} \quad \lim_{t \rightarrow \infty} \sup(x_3) \leq M_3.$$

Now, taking $C_1 = \min(N_1, N_2, N_3)$ and $C_2 = \max(M_1, M_2, M_3)$, we can see the permanence for the model system. \square

4 Equilibrium Analysis

In this section, we establish the conditions for the existence of the four equilibrium points of the model system namely $E_0(x_{10}, x_{20}, x_{30})$, $E_1(x_{11}, x_{21}, x_{31})$, $E_2(x_{12}, x_{22}, x_{32})$ and $E_3(x_{13}, x_{23}, x_{33})$.

(a) Trivial equilibrium point: When the mature, immature and number of industries do not exist i.e., $x_1 = x_2 = x_3 = 0$ thus the equilibrium point is obtained $E_0(x_{10}, x_{20}, x_{30}) = E_0(0, 0, 0)$

(b) Boundary equilibrium point: When forest ecological biomass exist and industrialization does not exist i.e., $x_1 = x_2 \neq 0$ and $x_3 = 0$, then from the system (4)-(6), we get

$$\begin{aligned} \frac{dx_1}{dt} &= 0 \\ \Rightarrow rx_1 \left(1 - \frac{x_1}{k}\right) + \gamma x_1 - \beta x_1 - 3\tau_1 x_1^2 &= 0 \\ \Rightarrow x_1 &= \frac{-r \pm \sqrt{\left(\frac{r}{k}\right)^2 - 4\tau_1(\beta - \gamma - r)}}{2\tau_1} \end{aligned}$$

since the population density $x_1 = \frac{-r - \sqrt{\left(\frac{r}{k}\right)^2 - 4\tau_1(\beta - \gamma - r)}}{2\tau_1}$ which is biologically meaningless. So

$$\begin{aligned} r^2 - 4k^2\tau_1(\beta - r - \gamma) &> 0 \\ \Rightarrow r^2 &> 4k^2\tau_1(\beta - r - \gamma) \end{aligned}$$

and

$$\begin{aligned} \frac{dx_2}{dt} &= 0 \\ \Rightarrow e\beta x_1 - d_1 E x_2 - d_2 x_2 - p x_2 - \tau_2 x_2^2 &= 0 \\ \Rightarrow x_2 &= \frac{e\beta x_1^*}{r(d_1 E + d_2 + p)} \end{aligned}$$

where

$$x_1^* = \frac{-r - \sqrt{\left(\frac{r}{k}\right)^2 - 4\tau_1(\beta - \gamma - r)}}{2\tau_1}$$

and the axial equilibria of the system exists when $r + \gamma > \beta$. Therefore, the equilibrium point is obtained

$$E_1(x_{11}, x_{21}, 0) = E_1\left(\frac{k}{r}(r + \gamma - \beta), \frac{\beta k(r + \gamma - \beta)}{r(d_1 E + d_2 + p_1)}, 0\right).$$

Thus, in the absence of industrialization x_3 , the total intrinsic growth rate of immature trees and new plantation must be greater than its transition rate from immature to mature for the point $E_1(x_{11}, x_{21}, 0)$ to exists.

(c) Axial equilibrium point: Where there are no immature and mature trees i.e., $x_1 = x_2 = 0$ and industrialization $x_3 \neq 0$ then from the system (2.6) we get,

$$\begin{aligned} \frac{dx_3}{dt} &= 0 \\ \Rightarrow x_3(\alpha_1 - \frac{\alpha_2 x_3}{a} - d_3) &= 0 \\ \Rightarrow x_3 &= \frac{a}{\alpha_2}(\alpha_1 - d_3). \end{aligned}$$

Thus, the equilibrium point is obtained $E_2(0, 0, x_{32},) = E_2(0, 0, \frac{a}{\alpha_2}(\alpha_1 - d_3))$.

This result shows that the model assumption exists when $\alpha_1 > d_3$ i.e., the growth rate of industrialization must always be greater than the depletion of industries.

(d) Interior equilibrium point: When all the state variables of the model system are co-exists i.e., $x_1 \neq 0, x_2 \neq 0, x_3 \neq 0$ then from the system(2.4)-(2.6) we have, $\frac{dx_1}{dt} = 0, \frac{dx_2}{dt} = 0$ and $\frac{dx_3}{dt} = 0$ i.e., $x_1 = \frac{k}{r}(r + \gamma - \beta)$, $x_2 = \frac{e\beta k(r + \gamma - \beta)}{r(d_1 E + d_2 + p)}$ and $x_3 = \frac{a}{\alpha_2}(\alpha_1 - d_3)$.

The interior equilibrium point $E_3(x_{13}, x_{23}, x_{33})$ i.e., $\left(\frac{k}{r}(r + \gamma - \beta), \frac{e\beta k(r + \gamma - \beta)}{r(d_1 E + d_2 + p_1)}, \frac{a}{\alpha_2}(\alpha_1 - d_3)\right)$ exists only when $r + \gamma > \beta$ and $\alpha_1 > d_3$.

5 Dynamic Behavior

5.1 Local Stability Analysis

In this section, we analyze the stability properties of the equilibrium points E_0, E_1, E_2 and E_3 . The local stability is established through Jacobian matrix of the system and finding the eigenvalues to evaluate at each equilibrium point. For model system the Jacobian matrix is given by

$$\begin{bmatrix} \frac{\partial f_1}{\partial x_1} & \frac{\partial f_1}{\partial x_2} & \frac{\partial f_1}{\partial x_3} \\ \frac{\partial f_2}{\partial x_1} & \frac{\partial f_2}{\partial x_2} & \frac{\partial f_2}{\partial x_3} \\ \frac{\partial f_3}{\partial x_1} & \frac{\partial f_3}{\partial x_2} & \frac{\partial f_3}{\partial x_3} \end{bmatrix}$$

For the model system (4)-(6), its corresponding Jacobian matrix is

$$J(E_i) = \begin{bmatrix} J_{11} & J_{12} & J_{13} \\ J_{21} & J_{22} & J_{23} \\ J_{31} & J_{32} & J_{33} \end{bmatrix}$$

where

$$\begin{aligned} J_{11} &= r + \gamma - \beta - \frac{2x_1r}{k} - 3\tau_1x_1^2, \\ J_{12} &= 0, \\ J_{13} &= 0, \\ J_{21} &= e\beta, \\ J_{22} &= -d_1E - d_2 - p, \\ J_{23} &= 0, \\ J_{31} &= 0, \\ J_{32} &= \frac{\alpha_2x_3^2}{(a+x_2)^2}, \\ J_{33} &= \alpha_1 - d_3 - \frac{2x_3\alpha_2}{a+x_2}. \end{aligned}$$

5.1.1 Behavior of the system around $E_0(0, 0, 0)$:

The Jacobian matrix J_0 at $E_0(0, 0, 0)$ is

$$J(E_0) = \begin{bmatrix} r - \beta + \gamma & 0 & 0 \\ \beta & -(d_1E + d_2 + p) & 0 \\ 0 & 0 & \alpha_1 - d_3 \end{bmatrix}$$

The eigenvalues of the Jacobian matrix J_0 at E_0 are $r + \gamma - \beta$, $-(d_1E - d_2 - p)$ and $\alpha_1 - d_3$. Hence, the equilibrium point $E_0(0, 0, 0)$ is asymptotically stable if $\beta > r + \gamma$ and $d_3 > \alpha_1$.

5.1.2 Behavior of the system around $E_1(x_{11}, 0, 0)$:

The Jacobian matrix J_0 at $E_1(x_{11}, 0, 0)$ is

$$J(E_1) = \begin{bmatrix} r - \beta + \gamma - \frac{rx_{11}}{k} - 3\tau_1x_{11}^2 & 0 & 0 \\ e\beta & -(d_1E + d_2 + p) & 0 \\ 0 & 0 & \alpha_1 - d_3 \end{bmatrix}$$

The eigenvalue of the Jacobian matrix at $E_1(x_{11}, x_{21}, 0)$ are

$$\lambda = r - \frac{rx_{11}}{k} - \beta + \gamma - 3\tau_1x_{11}, \lambda = -(d_1E + d_2 + p) \text{ and } \lambda = \alpha_1 - d_3$$

λ is negative $r + \gamma < (\beta + \frac{rx_{11}}{k} + 3\tau_1x_{11}^2)$ and $\alpha_1 < d_3$. Since all the eigenvalues are negative, hence the equilibrium point $E_1(x_1, x_2, 0)$ is locally asymptotically stable.

5.1.3 Behavior of the system around $E_2(0, 0, x_3)$:

The Jacobian matrix J_2 at $E_2(0, 0, x_3)$ is

$$J(E_2) = \begin{bmatrix} r - \beta + \gamma & 0 & 0 \\ e\beta & -(d_1E + d_2 + p) & 0 \\ 0 & \frac{\alpha_2 x_{33}^2}{a^2} & \alpha_1 - d_3 - \frac{\alpha_2 x_{32}}{a} \end{bmatrix}$$

The eigen values of the Jacobian matrix at $E_2(0, 0, x_{33})$ are $\lambda = r - \beta + \gamma$, $\lambda = -(d_1E + d_2 + p)$ and $\lambda = \alpha_1 - d_3 - \frac{\alpha_2 x_3}{a}$. Therefore λ is negative when $\alpha_1 < d_3 + \frac{\alpha_2 x_3}{a}$ and $r + \gamma < \beta$. Since all the eigenvalues are negative, hence the equilibrium point $E_1(0, 0, x_{33})$ is locally asymptotically stable.

5.1.4 Behavior of the system around $E_3(x_{13}, x_{23}, x_{33})$:

The Jacobian matrix J_3 at the co-existence point $E_3(x_{13}, x_{23}, x_{33})$:

$$J(E_3) = \begin{bmatrix} r - \beta + \gamma - \frac{2rx_1}{k} - 3\tau_1 x_{13} & 0 & 0 \\ e\beta & -(d_1E + d_2 + p + 2\tau_2 x_2) & 0 \\ 0 & \frac{\alpha - 2x_{33}^2}{(a + x_{23})^2} & \alpha_1 - d_3 - \frac{\alpha_2 x_{33}}{a + x_{23}} \end{bmatrix}$$

Eigenvalues corresponding to the point $E_3(x_{13}, x_{23}, x_{33})$ are the roots of the equation

$$\lambda^3 + A_1\lambda^2 + A_2\lambda + A_3 = 0$$

where,

$$\begin{aligned} A_1 &= -C_{11} - C_{22} - C_{33} \\ A_2 &= C_{22}C_{33} + C_{11}C_{22} + C_{11}C_{33} - C_{12}C_{21} - C_{23}C_{32} \\ A_3 &= C_{12}C_{21}C_{33} + C_{11}C_{23}C_{32} - C_{11}C_{22}C_{33} \end{aligned}$$

i.e.,

$$\begin{aligned} A_1 &= \frac{2rx_1}{k} + \frac{2\alpha x_3}{a + x_2} + e\beta + d_1E + d_2 + d_3 + p + 3\tau_1 x_{13} + \frac{\alpha_2 x_{33}}{a + x_{23}} - r - \gamma - \alpha_1, \\ A_2 &= (d_1E + d_2 + p - 2\tau_2 x_2) \left(\frac{\alpha_2 x_{33}}{a + x_{23}} + d_3 - \alpha_1 \right) - \left(r + \beta - \gamma \frac{2rx_1}{k} - 3\tau_1 x_{13} \right) (d_1E + d_2 + p + 2\tau_2 x_{23}) \\ &\quad + \left(r + \beta - \gamma \frac{2rx_1}{k} - 3\tau_1 x_{13} \right) \left(\alpha_1 - d_3 - \frac{2\alpha_2 x_3}{a + x_2} \right) \\ A_3 &= \left(r + \gamma - \beta - \frac{2rx_1}{k} \right) (d_1E + d_2 + p + 2\tau_2 x_{23}) \left(\alpha_1 - \frac{2\alpha_2 x_3}{(a + x_2)} \right). \end{aligned}$$

From Routh-Hurwitz criterion, E_3 is locally asymptotically stable, if and only if

$$A_1 > 0, \quad A_3 > 0, \quad A_1 A_2 > A_3.$$

Now,

$$\begin{aligned} A_1 A_2 - A_3 &= -(C_{11})^2 C_{22} - (C_{11})^2 C_{33} + C_{11} C_{12} C_{21} - (C_{22})^2 C_{33} - (C_{22})^2 C_{11} - 2C_{11} C_{22} C_{33} \\ &\quad + C_{22} C_{13} C_{21} + C_{23} C_{32} C_{22} - (C_{33})^2 C_{22} - C_{11} (C_{33})^2 + C_{23} C_{32} C_{33} \end{aligned} \quad (10)$$

as $C_{12} < 0$, $C_{21} > 0$, $C_{23} < 0$, $C_{32} > 0$, $C_{33} < 0$.

It is easy to examine that

$$A_1 A_2 - A_3 > 0 \text{ if } C_{11} < 0, \quad C_{22} < 0$$

i.e.,

$$r + \gamma < \frac{2rx_{13}}{k} + \beta + 3\tau_1x_{13}^2, \quad (11)$$

$$\text{and } \alpha_1 < d_3 + \frac{2\alpha_2x_{33}}{a + x_{23}}. \quad (12)$$

which satisfies the Routh-Hurwitz criteria. Hence we can conclude that the interior equilibrium is locally asymptotically stable.

5.2 Global Stability:

To show the global stability of the system (4)-(6) we consider

$$\mathfrak{R}_+^3 = [(x_1, x_2, x_3) \in \mathfrak{R}_+^3, x_1 \leq 0, x_2 \leq 0, x_3 \leq 0]$$

and the function $J(E_3) : \mathfrak{R}_+^3 \rightarrow \mathfrak{R}^3$ then construct a Lyanpnov-Lasaile's function as follows,

$$J(E_3) = L_1(x_1 - x_{13} - x_{13}\ln(x_1)) + L_2(x_2 - x_{23} - x_{23}\ln(x_2)) + L_3(x_3 - x_{33} - x_{33}\ln(x_3))$$

where L_1, L_2 and L_3 be positive constants to be determined. We can easily verify that the function $L(E_3) = 0$ at $E_3(x_{13}, x_{23}, x_{33})$ and is positive for all other values of x_1, x_2 and x_3 . Then the time derivative of $L(E_3)$ along the solution of the system is given by,

$$\begin{aligned} \frac{dL}{dt} &= L_1\left(1 - \frac{x_{13}}{x_1}\right)\frac{dx_1}{dt} + L_2\left(1 - \frac{x_{23}}{x_2}\right)\frac{dx_2}{dt} + L_3\left(1 - \frac{x_{33}}{x_3}\right)\frac{dx_3}{dt} \\ &= L_1(x_1 - x_{13})\left\{r\left(1 - \frac{x_1}{k}\right) + \gamma - \beta - 3\tau_1x_1^2\right\} + L_2(x_2 - x_{23})\left\{\frac{e\beta x_1}{x_2} - d_1E - d_2 - p - 2\tau_2x_2\right\} \\ &+ L_3(x_3 - x_{33})\left\{\alpha_1 - \frac{\alpha_2x_3}{a + x_2} - d_3\right\}. \end{aligned} \quad (13)$$

At the equilibrium point E_3 , we have,

$$\begin{aligned} r + \gamma - \beta &= \frac{rx_{13}}{k} + 3\tau_1x_{13}^2, \\ d_1E + d_2 + p &= \frac{\beta x_{13}}{x_{23}} - 2\tau_2x_{23}, \\ \alpha_1 - d_3 &= \frac{\alpha_2x_{33}}{a + x_{23}}. \end{aligned}$$

Thus the equation (13) becomes,

$$\begin{aligned} \frac{dL}{dt} &= L_1(x_1 - x_{13})\left\{r + \gamma - \beta - \frac{rx_1}{k}\right\} + L_2(x_2 - x_{23})\left\{\frac{e\beta x_1}{x_2} - (d_1E + d_2 + p)\right\} \\ &+ L_3(x_3 - x_{33})\left\{\alpha_1 - d_3 - \frac{\alpha_2x_3}{a + x_2}\right\} \\ \frac{dL}{dt} &= L_1(x_1 - x_{13})\left\{\frac{rx_{13}}{k} - \frac{rx_1}{k}\right\} + L_2(x_2 - x_{23})\left\{\frac{e\beta x_1}{x_2} - (d_1E + d_2 + p)\right\} \\ &+ L_3(x_3 - x_{33})\left\{\frac{\alpha_2x_{33}}{a + x_2} - \frac{\alpha_2x_3}{a + x_2}\right\} \\ \frac{dL}{dt} &= -L_1(x_1 - x_{13})\frac{2r}{k} + L_2(x_2 - x_{23})\left\{\frac{e\beta x_1}{x_2} - (d_1E + \alpha_2 + p)\right\} \\ &- L_3(x_3 - x_{33})\frac{2\alpha_2}{a + x_2}. \end{aligned} \quad (14)$$

$$\frac{dL(E_3)}{dt} \leq L_2\beta(x_2 - x_{23})\left(\frac{x_1}{x_2} - \frac{x_{13}}{x_{23}}\right)$$

Let $L_2 = \frac{1}{\beta}$

Then,

$$\begin{aligned} \frac{dL(E_3)}{dt} &\leq L_2(x_2 - x_{23})\left(\frac{x_1}{x_2} - \frac{x_{13}}{x_{23}}\right) \\ &\Rightarrow \frac{dL(E_3)}{dt} \leq 0 \end{aligned}$$

If $x_2 \geq x_{23}$ and $x_1 \geq x_{13}$.

Again $\frac{dL(E_3)}{dt} = 0$ when $(x_1, x_2, x_3) = (x_{13}, x_{23}, x_{33})$ which satisfies the Lyapunov-Lasalle's principle.

Hence E_3 globally asymptotically stable.

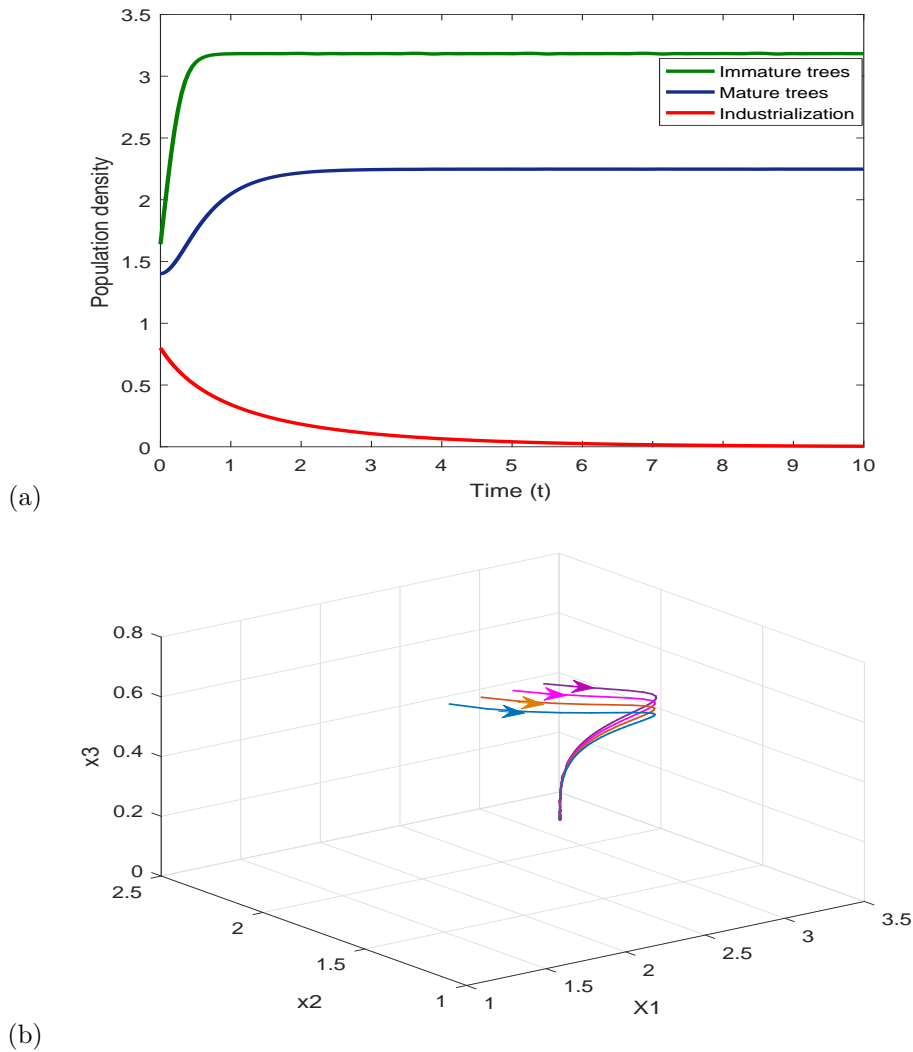


Figure 2: Global stability around the positive interior equilibrium point $E_3(x_{13}, x_{23}, x_{33})$

6 Bionomic Equilibrium

The forestry based industries and the regulatory agency are two different component to the country at large then the earning revenues by them are collected to the country through the forestry. The net economic

revenue to the country is

$$\prod(x, E, p_1, t) = (d_1 p_1 x_2 - c)E \quad (15)$$

where p_1 is the per unit price of forestry biomass and c is the constant harvesting cost per unit effort for the mature trees population.

This revenue is equals to the forestry based industries and the economic revenue to the agency, then the bionomic equilibrium $(x_{1\infty}, x_{2\infty}, x_{3\infty}, E_\infty)$ is given by the following simultaneous equations,

$$rx_1(1 - \frac{x_1}{k}) - \beta x_1 + \gamma x_1 - \tau_1 x_1^3 = 0, \quad (16)$$

$$e\beta x_1 - d_1 E x_2 - d_2 x_2 - p x_2 - \tau_2 x_2 = 0, \quad (17)$$

$$(\alpha_1 - \frac{\alpha_2 x_3}{a + x_2}) - d_3 x_3 = 0, \quad (18)$$

$$\prod = (d_1 p_1 x_2 - c)E = 0. \quad (19)$$

By solving (16)-(19), we get

$$x_{1\infty} = \frac{1}{\beta}(d_1 E + d_2 + p + \frac{\tau_2 c}{d_1 p}), \quad (20)$$

$$x_{2\infty} = \frac{c}{d_1 p_1}, \quad (21)$$

$$x_{3\infty} = \frac{(\alpha_1 - d_3)(ad_1 p_1 + c)}{\alpha_2 d_1 x_1} \quad \alpha_1 > d_3, \quad (22)$$

$$E_\infty = \frac{1}{d_1^2 p_1}(d_1 d_2 p_1 + d_1 p_1^2 + \tau_2 c) + \frac{e\beta d_1 p_1 r}{2\tau_1 k C} - \frac{e\beta d_1 p_1 r}{2\tau_1 k C} \sqrt{k^2 + 4rk^2(r + \gamma - \beta)}. \quad (23)$$

Considering the equation (23) we can say that,

$$E_\infty > 0 \text{ when } 1 + 4r(r + \gamma) \leq 4r\beta.$$

Hence we conclude that the bionomic equilibrium exists.

7 Optimal Control Model

The control of the system (4)-(6) is possible to do if there is a certain limit that still can be reached by human. Control that applied in the model system (4)-(6)) is in the form of reducing of toxicity and illegal logging. Based on that we can form the model with the control variables as follows:

$$\frac{dx_1}{dt} = rx_1(1 - \frac{x_1}{k}) - \beta x_1 + \gamma x_1 - (1 - u_1)\tau_1 x_1^3, \quad (24)$$

$$\frac{dx_2}{dt} = e\beta x_1 - d_1 E x_2 - d_2 x_2 - (1 - u_2)p x_2 - (1 - u_1)\tau_2 x_2^2, \quad (25)$$

$$\frac{dx_3}{dt} = (\alpha_1 - \frac{\alpha_2 x_2}{a + x_2})x_2 - d_3 x_3, \quad (26)$$

with

$$x_1(0) \geq 0, \quad x_2(0) > 0, \quad x_3(0) \geq 0, \quad u_1(0) \geq 0, \quad u_2(0) \geq 0.$$

The objective of the optimal control is to maximize the number of immature and mature trees and also minimize the cost of the controls.

The Pontryagin's maximum principle [19] the objective function is given by

$$Maximize J(x, u) = (B_1 x_1(T) + B_2 x_2(T)) - \int_0^T (A_1 u_1^2 + A_2 u_2^2) dt. \quad (27)$$

Subject to

$$\begin{aligned}\dot{x}(t) &= f(t, x, u) \quad \forall t \in [0, T], \\ x(0) &= x_0, \\ u(t) &\in U\end{aligned}$$

where,

$$\begin{aligned}x(t) &= (x_1(t), x_2(t), x_3(t)), \\ x(0) &= (x_{10}, x_{20}, x_{30}), \\ u(t) &= (u_1(t), u_2(t))\end{aligned}$$

and $U(t) = (u_1(t), u_2(t)) | 0 \leq u_i(t) \leq 1, i = 1, 2$ where A_1, A_2, B_1, B_2 are positive weight. The term $A_1 u_1^2$ is the cost of control efforts on reducing toxicity and the term $A_2 u_2^2$ is the cost control efforts on anti-logging strategy.

7.1 Existence of an Optimal Control

The existence of the optimal control pair can be obtained using a result by Fleming and Rishel ([22] Theorem 4.1, pp 68-69). We first show that the set of all feasible solution to the control problem is non-empty.

Theorem 7.1. *Given $u \in U$ there exists a bounded solution to the initial value problem defined in (24) and (25).*

Proof. The solutions to (24) and (25) are bounded below by the trivial solutions. An upper bound can be proved using the fact that a super solution (x^*, u^*) satisfying

$$\frac{dx_1^*}{dt} = r_1 x_1 + \gamma x_1 + u_1 \tau_1 x_1^3, \quad (28)$$

$$\frac{dx_2^*}{dt} = e\beta x_1 + u_1 p x_2 + u_1 \tau_2 x_2^2, \quad (29)$$

are bounded on a finite time interval. □

Theorem 7.2. *Consider the control problem with system equations (24) and (25), there exists $u^* = (u_1^*, u_2^*) \in U$, such that*

$$\max_{u \in U} J(u) = J(u^*). \quad (30)$$

Proof. In order to verify the condition to use the result from [21], first we note that the solutions are bounded.

Second, we use a result by Lukes ([20], Theorem 9.2.1, pp 182) to give the existence of solution of ODE's (24) and (25) with bounded co-efficients.

Note that U is bounded and convex.

Since our state system is bilinear in u_1, u_2 and the RHS of (24) and (25) is continuous then it can be written as $\bar{f}(t, \bar{x}, \bar{u}) = \bar{\alpha}(t, x) + \bar{\beta}(t, x)\bar{u}$, and the boundedness of solutions gives $|\bar{f}(t, \bar{x}, \bar{u})| \leq c_3(1 + |\bar{x}| + |\bar{u}|)$ for $0 \leq t \leq T, \bar{x} \in R_+^2, \bar{u} \in R_+^2$ where $\bar{x} = (x_1, x_2)$ and $\bar{u} = (u_1, u_2)$.

In order to verify the convexity of L , the integrand of our objective function, we can show

$$L(t, x, (1 - \epsilon)\bar{u}, \epsilon\bar{v}, (1 - \epsilon)\bar{w}) \geq (1 - \epsilon)L(t, \bar{x}, \bar{u}) + \epsilon L(t, \bar{x}, \bar{v}) + (1 + \epsilon)L(t, \bar{x}, \bar{w}) \quad \text{for } 0 < \epsilon < 1. \quad (31)$$

where

$$\begin{aligned}
 L(t, \bar{x}, \bar{u}) &= x_1 + x_2 - (\gamma_1 u_1^2 + \gamma_2 u_2^2) \\
 &= x_1 + x_2 - \gamma_1 ((1 - \epsilon)u_1 + \epsilon v_1 + (1 + \epsilon)w_1)^2 \\
 &\quad - \gamma_2 ((1 - \epsilon)u_2 + \epsilon v_2 + (1 + \epsilon)w_2)^2 \\
 &\quad - \gamma_3 ((1 - \epsilon)u_3 + \epsilon v_3 + (1 + \epsilon)w_3)^2 \\
 &= x_1 + x_2 - \gamma_1 ((1 - \epsilon)^2 u_1^2 + \epsilon^2 v_1^2 + (1 + \epsilon)^2 w_1^2 + 2\epsilon(1 - \epsilon)u_1 v_1 + 2\epsilon(1 + \epsilon)v_1 w_1 \\
 &\quad + 2(1 - \epsilon^2)u_1 w_1) - \gamma_2 ((1 - \epsilon)^2 u_2^2 + \epsilon^2 v_2^2 + (1 + \epsilon)^2 w_2^2 + 2\epsilon(1 - \epsilon)u_2 v_2 + 2\epsilon(1 + \epsilon)v_2 w_2 \\
 &\quad + 2(1 - \epsilon^2)u_2 w_2) - \gamma_3 ((1 - \epsilon)^2 u_3^2 + \epsilon^2 v_3^2 + (1 + \epsilon)^2 w_3^2 + 2\epsilon(1 - \epsilon)u_3 v_3 + 2\epsilon(1 + \epsilon)v_3 w_3 \\
 &\quad + 2(1 - \epsilon^2)u_3 w_3) \\
 &= x_1 + x_2 - \gamma_1 ((1 - 2\epsilon + \epsilon^2)u_1^2 + \epsilon^2 v_1^2 + (1 + 2\epsilon + \epsilon^2)w_1^2 + 2\epsilon(1 - \epsilon)u_1 v_1 + 2\epsilon(1 + \epsilon)v_1 w_1 \\
 &\quad + 2(1 - \epsilon^2)u_1 w_1) - \gamma_2 ((1 - 2\epsilon + \epsilon^2)u_2^2 + \epsilon^2 v_2^2 + (1 + 2\epsilon + \epsilon^2)w_2^2 + 2\epsilon(1 - \epsilon)u_2 v_2 \\
 &\quad + 2\epsilon(1 + \epsilon)v_2 w_2 + 2(1 - \epsilon^2)u_2 w_2) - \gamma_3 ((1 - 2\epsilon + \epsilon^2)u_3^2 + \epsilon^2 v_3^2 + (1 + 2\epsilon + \epsilon^2)w_3^2 \\
 &\quad + 2\epsilon(1 - \epsilon)u_3 v_3 + 2\epsilon(1 + \epsilon)v_3 w_3 + 2(1 - \epsilon^2)u_3 w_3) \\
 &= x_1 + x_2 - [\gamma_1(u_1^2 + w_1^2) + \gamma_2(u_2^2 + w_2^2) + \gamma_3(u_3^2 + w_3^2)] \\
 &\quad - \gamma_1 [(\epsilon^2 - 2\epsilon)u_1^2 + \epsilon^2 v_1^2 + (\epsilon^2 + 2\epsilon)w_1^2 + 2\epsilon(1 - \epsilon)u_1 v_1 + 2\epsilon(1 + \epsilon)v_1 w_1 + 2(1 - \epsilon^2)u_1 w_1] \\
 &\quad - \gamma_2 [(\epsilon^2 - 2\epsilon)u_2^2 + \epsilon^2 v_2^2 + (\epsilon^2 + 2\epsilon)w_2^2 + 2\epsilon(1 - \epsilon)u_2 v_2 + 2\epsilon(1 + \epsilon)v_2 w_2 + 2(1 - \epsilon^2)u_2 w_2] \\
 &\quad - \gamma_3 [(\epsilon^2 - 2\epsilon)u_3^2 + \epsilon^2 v_3^2 + (\epsilon^2 + 2\epsilon)w_3^2 + 2\epsilon(1 - \epsilon)u_3 v_3 + 2\epsilon(1 + \epsilon)v_3 w_3 + 2(1 - \epsilon^2)u_3 w_3] \\
 \text{and} &\quad (1 - \epsilon)L(t, \bar{x}, \bar{u}) + \epsilon L(t, \bar{x}, \bar{v}) + (1 + \epsilon)L(t, \bar{x}, \bar{w}) \\
 &= (1 - \epsilon)[x_1 + x_2 - (\gamma_1 u_1^2 + \gamma_2 u_2^2 + \gamma_3 u_3^2)] \\
 &\quad + \epsilon[x_1 + x_2 - (\gamma_1 v_1^2 + \gamma_2 v_2^2 + \gamma_3 v_3^2)] \\
 &\quad + (1 + \epsilon)[x_1 + x_2 - (\gamma_1 w_1^2 + \gamma_2 w_2^2 + \gamma_3 w_3^2)] \\
 &= x_1 + x_2 - \epsilon(-\gamma_1 u_1^2 - \gamma_2 u_2^2 - \gamma_3 u_3^2 + \gamma_1 v_1^2 + \gamma_2 v_2^2 + \gamma_3 v_3^2 - \gamma_1 w_1^2 - \gamma_2 w_2^2 - \gamma_3 w_3^2).
 \end{aligned}$$

Thus, in order to show that $L(t, x, \cdot)$ is convex in U , we note that the following inequality holds:

$$\begin{aligned}
 &\gamma_1 [(\epsilon^2 - 2\epsilon)u_1^2 + \epsilon^2 v_1^2 + 2\epsilon(1 - \epsilon)u_1 v_1] - \gamma_2 [(\epsilon^2 - 2\epsilon)u_2^2 + \epsilon^2 v_2^2 + (\epsilon^2 + 2\epsilon(1 - \epsilon)u_2 v_2)] \\
 &\leq \epsilon(-\gamma_1 u_1^2 - \gamma_2 u_2^2 + \gamma_1 v_1^2 + \gamma_2 v_2^2).
 \end{aligned}$$

In other words, we need to show that

$$\gamma_1 [(\epsilon^2 - \epsilon)(u_1^2 + v_1^2)] + \gamma_2 [(\epsilon^2 - \epsilon)(u_2^2 + v_2^2)] + 2\epsilon(1 - \epsilon)(\gamma_1 u_1 v_1 + \gamma_2 u_2 v_2) \leq 0$$

which is equal to

$$-\gamma_1(\sqrt{\epsilon(1 - \epsilon^2)}u_1 - \sqrt{\epsilon(1 - \epsilon^2)}v_1 - \gamma_2(\sqrt{\epsilon(1 - \epsilon^2)}u_2 - \sqrt{\epsilon(1 - \epsilon^2)}v_2) \leq 0.$$

The above inequality holds since $\gamma_1, \gamma_2 \geq 0$.

Hence (30) holds. □

Finally, we have to show that,

$$L(t, \bar{x}, \bar{u}) \leq c_2 - c_1 |\bar{u}|^\beta$$

where $c_1 > 0$ and $\beta > 1$.

For the case,

$$L(t, \bar{x}, \bar{u}) = x_1 + x_2 - (\gamma_1 u_1^2 + \gamma_2 u_2^2) \leq c_2 - c_1 |\bar{u}|^\beta$$

where c_2 depends on the upper bound on $(x_1 + x_2)$ and $c_1 > 0$.

Since $\gamma_1, \gamma_2 \geq 0$, we conclude there exists an optimal pair by the existence result from ([10], Theorem 4.1).

7.2 Optimality system

In previous section we prove the existence of an optimal control pair system for maximizing the functional (27) subject to (24) and (25). In order to derive the necessary conditions on this optimal control pair, we apply Pontryagin's maximum principle [18].

The Lagrangian is defined as follows:

$$\begin{aligned} L = & [x_1 + x_2 - (A_1 u_1^2 + A_2 u_2^2)] + \lambda_1 r x_1 \left(1 - \frac{x_1}{k}\right) - \beta x_1 - \gamma x_1 - (1 - u_1(t)) \tau_1 x_1^3 \\ & + \lambda_2 \beta x_1 - d_1 E x_2 - d_2 x_2 - (1 - u_2) p x_2 - (1 - u_1) \tau_2 x_2^2 + y_{11}(t)(b_1 - u_1) \\ & + y_{12}(u_1 - a_1) + y_{21}(t)(b_2 - u_2) + y_{22}(u_2 - a_2) \end{aligned}$$

where $y_{11}(t), y_{12}(t), y_{21}(t), y_{22}(t) \geq 0$ are penalty multipliers satisfying,

$$\begin{aligned} y_{11}(t)(b_1 - u_1) &= 0, y_{12}(u_1 - a_1) = 0 \text{ at } u_1^*, \\ y_{21}(t)(b_2 - u_2) &= 0, y_{22}(u_2 - a_2) = 0 \text{ at } u_2^*. \end{aligned}$$

Theorem 7.3. *Given optimal control pair u_1^*, u_2^* and the solutions x_1^*, x_2^* of corresponding state system (25) and (26), there exists adjoint variables λ_1, λ_2 satisfying,*

$$\begin{aligned} \lambda_1' &= -1 - \left[\lambda_1 \left\{ r \left(1 - \frac{2x_1}{k}\right) - \beta + \gamma - 3(1 - u(t)) \tau_1 x_1^2 \right\} + \lambda_2 \beta, \right. \\ \lambda_2' &= -1 - \left[\lambda_2 \{ (-d_1 E - d_2 - 2(1 - u_1(t)) \tau_2 x_2 - (1 - u_2(t)) p) \} \right. \end{aligned}$$

and $\lambda_1(T) = \lambda_2(T) = 0$, the following characterization of transversality conditions hold on the interior of the control set U ,

$$\begin{aligned} u_1^* &= \min \left\{ \max \left(a_1, \frac{\lambda_1 \tau_1 x_1^3 + \lambda_2 \tau_2 x_2^2}{2A_1} \right), b_1 \right\}, \\ u_2^* &= \min \left\{ \max \left(a_2, \frac{\lambda_2 p x_2}{2A_2} \right), b_2 \right\}. \end{aligned}$$

Proof. (a) These set of controls and corresponding state variables are non-empty.

(b) The set of control U is closed convex set.

(c) On the control set U the objective functional integrand is concave,

(d) The ecological control model (24) and (25) is linear in control variables and is bounded by a linear system in the state and control variables.

Therefore at least one optimal control is existence and the optimal controls are satisfied.

The form of the adjoint and transversality conditions are standard results from Pontryagin's Maximal Principle [5.1], we differentiate the Lagrangian with respect to state x_1 and x_2 respectively,

$$\begin{aligned} \frac{\partial L}{\partial x_1} &= 1 + \left[\lambda_1 \left\{ r \left(1 - \frac{2x_1}{k}\right) - \beta + \gamma - 3(1 - u_1(t)) \tau_1 x_1^2 \right\} + \lambda_2 \beta \right. \\ \frac{\partial L}{\partial x_2} &= 1 + \left[\lambda_2 \{ d_1 E + d_2 + p + 2\tau_2 x_2 \} \right]. \end{aligned}$$

Thus the adjoint,

$$\lambda_1' = -\frac{\partial L}{\partial x_1} = -1 - \left[\lambda_1 \left\{ r \left(1 - \frac{2x_1}{k}\right) - \beta + \gamma - 3(1 - u_1(t)) \tau_1 x_1^2 \right\} - \lambda_2 \beta \right] \quad (32)$$

and

$$\lambda_2' = -\frac{\partial L}{\partial x_2} = -1 - \left[\lambda_2 \{ d_1 E + d_2 + p + 2\tau_2 x_2 \} \right] \quad (33)$$

The optimality equations are;

$$\begin{aligned} \frac{\partial L}{\partial u_1} &= -2A_1 u_1 + \lambda_1 \tau_1 x_1^3 + \lambda_2 \tau_2 x_2^2 + y_{11}(t) + y_{12}(t) \text{ at } tu_1^* \\ \frac{\partial L}{\partial u_2} &= -2A_2 u_2 + \lambda_2 p - y_{21} + y_{22}(t) \text{ at } u_2^*. \end{aligned}$$

Hence we obtain,

$$u_1^* = \frac{\lambda_1 \tau_1 x_1^3 + \lambda_2 \tau_2 x_1 x_2^2 - y_{11}(t) + y_{12}(t)}{2A_1}, \tag{34}$$

$$u_2^* = \frac{\lambda_2 p - y_{21}(t) + y_{22}(t)}{2A_2}. \tag{35}$$

In (32) there are three cases for u_i^* at any time t' ,

Case (i):

$$a_1 = u_1^*(t).$$

Since $a_1 = u_1^*(t) \neq b_1, y_{11}(t) = 0$, then $a_1 = u_1^*(t) = \frac{1}{2A_1}(\lambda_1 \tau_1 x_1^3 + \lambda_2 \tau_2 x_1 x_2^2 + y_{12}(t))$ by (32).

Then, solving for $y_{12}(t)$, gives,

$$2a_1 A_1 - \lambda_1 \tau_1 x_1^3 - \lambda_2 \tau_2 x_1 x_2^2 = y_{12}(t) \geq 0$$

which implies that,

$$2a_1 A_1 \geq \lambda_1 \tau_1 x_1^{*3}(t) + \lambda_2 \tau_2 x_1^*(t) x_2^{*2}(t)$$

and

$$a_1 \geq \frac{1}{2A_1}(\lambda_1 \tau_1 x_1^{*3}(t) + \lambda_2 \tau_2 x_2^{*2}(t)).$$

Case (ii):

$$a_1 < u_1^*(t) < b_1.$$

By the definition of the penalty multipliers,

$y_{12} y_{11} = 0$, and (32) gives,

$$u_1^* = \frac{1}{2A_1}(\lambda_1 \tau_1 x_1^{*3}(t) + \lambda_2 \tau_2 x_2^{*2}(t))$$

Case (iii):

$$u_1^*(t) = b_1.$$

Since $u_1^*(t) \neq a_1, y_{12} = 0$, and (32) gives,

$$b_1 = u_1^*(t) = \frac{1}{2A_1}(\lambda_1 \tau_1 x_1^{*3}(t) + \lambda_2 \tau_2 x_2^{*2}(t) - y_{11}(t))$$

which implies

$$0 \leq y_{11} = \lambda_1 \tau_1 x_1^{*3} + \lambda_2 \tau_2 x_2^{*2}(t) - 2A_1 b_1$$

and

$$b_1 \leq \frac{1}{2A_1}(\lambda_1 \tau_1 x_1^{*3} + \lambda_2 \tau_2 x_1 x_2^{*2}(t)).$$

Hence we conclude

$$u_1^* = \begin{cases} a_1 & \text{if } \frac{1}{2A_1}(\lambda_1 \tau_1 x_1^{*3} + \lambda_2 \tau_2 x_2^{*2} \leq a_1. \\ \frac{1}{2A_1}(\lambda_1 \tau_1 x_1^* + \lambda_2 \tau_2 x_2^*) & \text{if } a_1 < \frac{1}{2A_1}(\lambda_1 x_1^{*3} + \lambda_2 x_2^{*2}) < b_1. \\ b_1 & \text{if } \frac{1}{2A_1}(\lambda_1 \tau_1 x_1^{*3} + \lambda_2 \tau_2 x_2^{*2}) \geq b_1. \end{cases}$$

In compact notation, $u_1^*(t) = \min\{\max\{a_1, \frac{1}{2A_1}(\lambda_1 \tau_1 x_1^{*3}(t) + \lambda_2 \tau_2 x_1 x_2^{*2}(t))\}, b_1\}$.

In (33) there are three cases for $u_2^*(t)$ at any time t :

Case (i):

$$a_2 = u_2^*(t).$$

We have $y_{21} = 0$ and then

$$a_2 = u_2^*(t) = \frac{1}{2A_2}(\lambda_2 p + y_{22}(t))$$

by (33), then solving for $y_{22}(t)$ gives,

$$2A_2 a_2 - \lambda_2 p = y_{22} \geq 0$$

which implies

$$2A_2 a_2 \geq -(\lambda_2 p + y_{22})$$

and

$$a_2 \geq \frac{1}{2A_2}(\lambda_2 p).$$

Case (ii):

$$a_2 < u_2^*(t) < b_2.$$

We have $y_{21}(t) = y_{22}(t) = 0$ and $u_2^* = \frac{1}{2A_2}(\lambda_2 p)$

Case (iii):

$$u_2^*(t) = b_2$$

since $u_2^*(t) \neq 0, y_{22}(t) = 0$ and (33) gives,

$$b_2 = u_2^*(t) = \frac{1}{2A_2}(\lambda_2 p - y_{21}(t))$$

which implies

$$0 \leq y_{21} = \lambda_2 p - 2A_2 b_2$$

and

$$b_2^* \leq -\frac{1}{2A_2}(\lambda_2 p).$$

Hence we conclude

$$u_2^* = \begin{cases} a_2 & \text{if } \frac{1}{2A_2}(\lambda_2 p) \leq a_2. \\ \frac{1}{2A_2}(\lambda_2 p) & \text{if } a_2 < \frac{1}{2A_2}(\lambda_2 p) < b_2. \\ b_2 & \text{if } -\frac{1}{2A_2}(\lambda_2 p) \geq b_2. \end{cases}$$

In compact notation

$$u_2^*(t) = \min\{\max\{a_2, \frac{1}{A_2}(\lambda_2 p), b_2\}\}.$$

The optimality system consists of the state pair with adjoint system with the initial and transversality conditions together with characterization of the optimal control pair,

$$u_1^*(t) = \min\{\max\{a_1, \frac{1}{A_1}(\lambda_1 \tau_1 x_1^{*3}(t) + \lambda_2 \tau_2 x_2^{*2}(t))\}, b_1\}, \quad (36)$$

$$u_2^*(t) = \min\{\max\{a_2, \frac{1}{A_2}(\lambda_2 p), b_2\}\}. \quad (37)$$

Note that the initial condition and final time condition in the state system (24) and (25) and co-state system (32) and (33) respectively. \square

7.3 Uniqueness of the Optimality System

We can apply the following Lemma for proving the uniqueness of solution of the optimality system for the small time interval.

Lemma 7.1. *The function $u^*(s) = \min\{\max(s, a), b\}$ is Lipschitz continuous in s , where $a < b$ are some fixed positive constraints.*

Proof. Consider s_1, s_2 to be real numbers and a, b to be fixed positive constants. We may show the Lipschitz continuity holds in all positive cases for $\max(s, a)$. Similar arguments also hold for $\min\{\max(s, a), b\}$

- (i) $s_1 \geq a, s_2 \geq a$
 $|\max(s_1, a) - \max(s_2, a)| = |s_1 - s_2|$
- (ii) $s_1 \geq a, s_2 \leq a$
 $|\max(s_1, a) - \max(s_2, a)| = |s_1 - a| \leq |s_1 - s_2|$
- (iii) $s_1 \leq a, s_2 \geq a$
 $|\max(s_1, a) - \max(s_2, a)| = |a - s_2| \leq |s_1 - s_2|$
- (iv) $s_1 \leq a, s_2 \leq a$

Hence, $|\max(s_1, a) - \max(s_2, a)| = |a - a| = 0 \leq |s_1 - s_2|$
 and we have Lipschitz continuity of $u^*(t)$ in s . □

Theorem 7.4. *If T is sufficiently small and bounded solutions to the optimality system are unique.*

Proof. Consider $(x_1, x_2, \lambda_1, \lambda_2)$ and $(\bar{x}_1, \bar{x}_2, \bar{\lambda}_1, \bar{\lambda}_2)$ are two different solutions of the optimality system. Let $x_1 = e^{\lambda t} \rho_1, x_2 = e^{\lambda t} \rho_2, \lambda_1 = e^{-\lambda t} \rho_3, \lambda_2 = e^{-\lambda t} \rho_4$ and $\bar{x}_1 = e^{\lambda t} \bar{\rho}_1, \bar{x}_2 = e^{\lambda t} \bar{\rho}_2, \bar{\lambda}_1 = e^{-\lambda t} \bar{\rho}_3, \bar{\lambda}_2 = e^{-\lambda t} \bar{\rho}_4$ where $\lambda > 0$. Further, we let

$$\begin{aligned} u_1^*(t) &= \min\{\max\{a_1, \frac{1}{A_1}(\rho_3 \gamma_1 \rho_1 + \rho_4 \gamma_2 \rho_2)\}, b_1\} \\ u_2^*(t) &= \min\{\max\{a_2, \frac{1}{A_2}(\rho_3 p_1 \rho_1 + \rho_4 p_2 \rho_2)\}, b_2\} \\ \bar{u}_1^*(t) &= \min\{\max\{a_1, \frac{1}{A_1}(\bar{\rho}_3 \gamma_1 \bar{\rho}_1 + \bar{\rho}_4 \gamma_2 \bar{\rho}_2)\}, b_1\} \\ \bar{u}_2^*(t) &= \min\{\max\{a_2, \frac{1}{A_2}(\bar{\rho}_3 p_1 \bar{\rho}_1 + \bar{\rho}_4 p_2 \bar{\rho}_2)\}, b_2\}. \end{aligned}$$

Now,

$$\begin{aligned}
 x_1 &= e^{\lambda t} \rho_1 \\
 \text{or, } \frac{dx_1}{dt} &= e^{\lambda t} (\rho_1' + \lambda \rho_1) \\
 \text{or, } \rho_1' + \lambda \rho_1 &= e^{-\lambda t} \frac{dx_1}{dt} \\
 x_2 &= e^{\lambda t} \rho_2 \\
 \text{or, } \frac{dx_2}{dt} &= e^{\lambda t} (\rho_2' + \lambda \rho_2) \\
 \Rightarrow \rho_2' + \lambda \rho_2 &= e^{-\lambda t} \frac{dx_2}{dt} \\
 \lambda_1 &= e^{-\lambda t} \rho_3 \\
 \text{or, } \frac{d\lambda_1}{dt} &= e^{-\lambda t} (\rho_3' - \lambda \rho_3) \\
 \Rightarrow \rho_3' - \lambda \rho_3 &= e^{\lambda t} \frac{d\lambda_1}{dt} \\
 \text{and } \lambda_2 &= e^{-\lambda t} \rho_4 \\
 \text{or, } \frac{d\lambda_2}{dt} &= e^{-\lambda t} (\rho_4' - \lambda \rho_4) \\
 \Rightarrow \rho_4' - \lambda \rho_4 &= e^{\lambda t} \frac{d\lambda_2}{dt}
 \end{aligned}$$

where,

$$\begin{aligned}
 \frac{dx_1}{dt} &= rx_1 \left(1 - \frac{x_1}{k}\right) - \beta x_1 + \gamma x_1 - (1 - u_1(t)) \tau_1 x_1^3 \\
 \frac{dx_2}{dt} &= \beta x_1 - d_1 E x_2 - (1 - u_2(t)) p x_2 - (1 - u_1(t)) \tau_2 x_2^2 \\
 \frac{d\lambda_1}{dt} &= -1 - [\lambda_1 \{r(1 - \frac{2x_1}{k}) - \beta + \gamma - 3(1 - u_1(t)) \tau_1 x_1^2\}] + \lambda_2 \beta \\
 \frac{d\lambda_2}{dt} &= -1 - \lambda_2 - d_1 E - d_2 - (1 - u_2) p - 2(1 - u_1) \tau_2 x_2 \\
 u_1^* &= \min \left\{ \max \left(a_1, \frac{\lambda_1 \tau_1 x_1 + \lambda_2 \tau_2 x_2}{A_1} \right), b_1 \right\} \\
 u_2^* &= \min \left\{ \max \left(a_2, \frac{\lambda_2 p x_2}{A_2} \right), b_2 \right\}.
 \end{aligned}$$

Now subtract the equations for x_1 and \bar{x}_1 , x_2 and \bar{x}_2 , λ_1 and $\bar{\lambda}_1$, λ_2 and $\bar{\lambda}_2$
Using Lemma (7.1) we get,

$$|u_1^*(t) - \bar{u}_1(t)| \leq \frac{1}{2A_1} |p_1(\rho_1 \rho_3 - \bar{\rho}_1 \bar{\rho}_3) + p_2(\rho_2 \rho_4 - \bar{\rho}_2 \bar{\rho}_4)|$$

and

$$|u_2^*(t) - \bar{u}_2(t)| \leq \frac{1}{2A_2} |q_1(\rho_1 \rho_3 - \bar{\rho}_1 \bar{\rho}_3) + q_2(\rho_2 \rho_4 - \bar{\rho}_2 \bar{\rho}_4)|.$$

Now multiply each equation by an appropriate difference of function and integrate from 0 to T . We obtain,

$$\begin{aligned}
 &\frac{1}{2}(\rho_1 - \bar{\rho}_1)^2(T) + \lambda \int_0^T (\rho_1 - \bar{\rho}_1)^2 dt \\
 &\leq \int_0^T r |\rho_1 - \bar{\rho}_1|^2 dt + \beta \int_0^T |\rho_1 - \bar{\rho}_1| dt + \tau_1 \int_0^T e^{\lambda t} |(1 - u_1^* \rho_1) - (1 - \bar{u}_1^*) \rho_1| |\rho_1 - \bar{\rho}_1|^2 dt \\
 &\leq C_1 \int_0^T [|\rho_1 - \bar{\rho}_1|^2 + |\rho_1 - \bar{\rho}_1|] + C_2 e^{\lambda T} \int_0^T |\rho_1 - \bar{\rho}_1|^2 dt
 \end{aligned}$$

$$\begin{aligned}
 & \frac{1}{2}(\rho_2 - \bar{\rho}_2)^2(T) + \lambda \int_0^T (\rho_2 - \bar{\rho}_2)^2 dt \\
 \leq & \int_0^T e\beta \int_0^T |\rho_2 - \bar{\rho}_2| dt + \tau_2 \int_0^T e^{\lambda t} |(1 - u_1^*)\rho_2 - (1 - \bar{u}_1^*)\rho_2| |\rho_2 - \bar{\rho}_2|^2 dt \\
 & + p \int_0^T e^{\lambda t} |(1 - u_2^*)\rho_1 - (1 - \bar{u}_2^*)\bar{\rho}_2| |\rho_2 - \bar{\rho}_2| dt \\
 \leq & C_3 \int_0^T [|\rho_1 - \bar{\rho}_1|^2 + |\rho_2 - \bar{\rho}_2|^2] dt + C_4 e^{\lambda T} \int_0^T |\rho_2 - \bar{\rho}_2|^2 dt \\
 \\
 & \frac{1}{2}(\rho_3 - \bar{\rho}_3)^2(0) + \lambda \int_0^T (\rho_3 - \bar{\rho}_3)^2 dt \\
 \leq & \frac{2\lambda_1}{k} \int_0^T |\rho_3 - \bar{\rho}_3|^2 dt - \beta \int_0^T |\rho_3 - \bar{\rho}_3| dt + \lambda_2 \beta \int_0^T e^{\lambda T} |\rho_3^2 - \bar{\rho}_4| dt \\
 \leq & C_5 \int_0^T [|\rho_2 - \bar{\rho}_2|^2 + |\rho_3 - \bar{\rho}_3|^2] dt + C_6 e^{\lambda T} \int_0^T [|\rho_3 - \bar{\rho}_3| + |\rho_4 - \bar{\rho}_4|] dt \\
 \\
 & \frac{1}{2}(\rho_4 - \bar{\rho}_4)(0) + \lambda \int_0^T (\rho_4 - \bar{\rho}_4) dt \\
 \leq & \lambda_1 r_1 w \int_0^T \rho_4^2 - \bar{\rho}_4^2 dt + \lambda_2 \beta \int_0^T e^{\lambda T} |\rho_4 - \bar{\rho}_4| dt \\
 \leq & C_7 \int_0^T [|\rho_3 - \bar{\rho}_3|^2 + |\rho_4 - \bar{\rho}_4|^2] dt + C_8 e^{\lambda T} \int_0^T [|\rho_3 - \bar{\rho}_3|^2 + |\rho_4 - \bar{\rho}_4|^2] dt.
 \end{aligned}$$

Adding all above four estimates gives,

$$\begin{aligned}
 & \frac{1}{2}(\rho_1 - \bar{\rho}_1)(T) + \frac{1}{2}(\rho_2 - \bar{\rho}_2)(T) + \frac{1}{2}(\rho_3 - \bar{\rho}_3)(0) + \frac{1}{2}(\rho_4 - \bar{\rho}_4)(0) \\
 & + \lambda \int_0^T [|\rho_1 - \bar{\rho}_1|^2 + |\rho_2 - \bar{\rho}_2|^2 + |\rho_3 - \bar{\rho}_3|^2 + |\rho_4 - \bar{\rho}_4|^2] dt \\
 \leq & (\bar{C}_1 + \bar{C}_2) e^{3\lambda T} \int_0^T [|\rho_1 - \bar{\rho}_1|^2 + |\rho_2 - \bar{\rho}_2|^2 + |\rho_3 - \bar{\rho}_3|^2 + |\rho_4 - \bar{\rho}_4|^2] dt \leq 0.
 \end{aligned}$$

where \bar{C}_1, \bar{C}_2 depend on the coefficient and the bounds on $\rho_1, \rho_2, \rho_3, \rho_4$. If we consider λ and since the natural logarithm is an increasing function such that $\lambda > \bar{C}_1 + \bar{C}_2$ and $T < \frac{1}{3\lambda} \ln\left(\frac{\lambda - \bar{C}_1}{\bar{B}_2}\right)$, thus, this gives that

$$\rho_1 = \bar{\rho}_1, \rho_2 = \bar{\rho}_2, \rho_3 = \bar{\rho}_3, \rho_4 = \bar{\rho}_4.$$

Hence the solution is unique for small time. □

7.4 Behavior of the Control System

According to Pontryagin's maximum principle convert the system into a maximizing pointwise Hamiltonian H with respect to $u_1, u_2 \in U$, we get

$$\begin{aligned}
 H(t, x, u, \lambda) = & -(A_1 u_1^2 + A_2 u_2^2) + \lambda_1 [r x_1 (1 - \frac{x_1}{k}) - e\beta x_1 + \gamma x_1 - (1 - u_1)\tau_1 x_1^3] \\
 & + \lambda_2 [\beta x_1 - d_1 E x_2 - d_2 x_2 - (1 - u_2)p x_2 - (1 - u_1)\tau_2 x_2^2] + \lambda_3 [(\alpha_1 - \frac{\alpha_2 x_3}{a + x_2})x_3 - d_3 x_3] \quad (38)
 \end{aligned}$$

where λ_1, λ_2 , and λ_3 be the adjoint variables or co-state variables. Now applying Pontryagin's maximum principle [18] and the existence results for the optimal control [20] we obtain the following proposition:

Theorem 7.1. Maximize $J(u_1, u_2)$ over U for the optimal control pair u_1^* and u_2^* then there exists adjoint variables λ_1, λ_2 and λ_3 satisfying,

$$\frac{d\lambda_1}{dt} = -\frac{\partial H}{\partial x_1} = -[\lambda_1 r(1 - \frac{2x_1}{k}) - \beta + \gamma - 3(1 - u_1)\tau_1 x_1^2 + \lambda_2 \beta] \quad (39)$$

$$\frac{d\lambda_2}{dt} = -\frac{\partial H}{\partial x_2} = \lambda_2 d_1 E + d_2 + (1 - u_2)p + 2(1 - u_1)\tau_2 x_2 - \frac{\lambda_3 \alpha_2 x_3^2}{(a + x_2)^2} \quad (40)$$

$$\frac{d\lambda_3}{dt} = -\frac{\partial H}{\partial x_3} = -[\lambda_3(\alpha_1 - \frac{2\alpha_2 x_3}{a + x_2}) - d_3] \quad (41)$$

and with transversality condition as $\lambda_1(T) = B_1$, $\lambda_2(T) = B_2$ and $\lambda_3(T) = B_3$.

Using optimality condition we have, $\frac{\partial H}{\partial u} = 0$ at u^* i.e., $\frac{\partial H}{\partial u_1} = 0$ at u_1^* and $\frac{\partial H}{\partial u_2} = 0$ at u_2^*

But
$$\frac{\partial H}{\partial u_1} = -2A_1 u_1 + \lambda_1 \tau_1 x_1^3 - \lambda_2 \tau_2 x_2^2 = 0$$
 at u_1^*

Hence,

$$u_1^* = \frac{\lambda_1 \tau_1 x_1^3 - \lambda_2 \tau_2 x_2^2}{2A_1}, \quad \frac{\partial H}{\partial u_2} = -2A_2 u_2 + \lambda_2 p x_2 = 0$$
 at u_2^* and $u^* = \frac{\lambda_2 p x_2}{2A_2}$.

On the interior of the control set U the following characterization holds,

$$u_1^* = \min\{1, \max(0, \frac{\lambda_1 \tau_1 x_1^3 - \lambda_2 \tau_2 x_2^2}{2A_1})\} \text{ and}$$

$$u_2^* = \min\{1, \max(0, \frac{\lambda_2 p x_2}{2A_2})\}.$$

Note that the initial time condition and final condition have in the state system and co-state system respectively.

7.5 Optimal Harvesting Strategy

For determining an optimal harvesting strategy we therefore consider the present value $Q = \int_0^\infty e^{-\delta t} \Pi(x, u, t) dt$ where Π is economic rent (net revenue) and δ is the instantaneous rate of annual discount(cf. Arrow and Kurz 1970) at any time t . To find the optimal equilibrium using Pontryagin's maximum principle and the associated Hamiltonian function is given by, $\Pi(x, u, t) = (d_1 p_1 x_2 - c)E$.

Thus our objective is to maximize the present value Q subject to the equations (24)-(26) and the control constraints, $u_{\min} \leq u \leq u_{\max}$.

Now the control problem is defined as,

$$H = e^{-\delta t} [d_1 p_1 x_2 - c]E + \lambda_1(t) [r x_1 (1 - \frac{x_1}{k}) - \beta x_1 + \gamma x_1 - (1 - u_1)\tau_1 x_1^3]$$

$$+ \lambda_2(t) [\beta x_1 - d_1 x_2 E - d_2 x_2 - (1 - u_2)p x_2 - (1 - u_1)\tau_2 x_2^2] + \lambda_3(t) [(\alpha_1 - \frac{\alpha_1 x_3}{a + x_2})x_3 - d_3 x_3]$$

where λ_1, λ_2 and λ_3 are the adjoint variables.

The singular solution to be optimal if

$$\sigma(t) = e^{-\delta t} (d_1 p x_2 - c) - \lambda_2 d_1 x_2$$

where $\sigma(t)$ known as switching function.

For $E = E_{\max}$, $\sigma(t) > 0$,

$$\lambda_2 e^{\delta t} < p_1 - \frac{c}{d_1 x_2} \quad (42)$$

and for $E = 0$ $\sigma(t) \geq 0$, we have,

$$\lambda_2 \geq e^{-\delta t} \left(p_1 - \frac{c}{d_1 x_2} \right) \quad (43)$$

Now for maximum principle, the adjoint variables must satisfy

$$\frac{d\lambda_1}{dt} = -\frac{\partial H}{\partial x_1}, \quad \frac{d\lambda_2}{dt} = -\frac{\partial H}{\partial x_2}, \quad \frac{d\lambda_3}{dt} = -\frac{\partial H}{\partial x_3} \quad (44)$$

By considering the equation (38) the adjoint equations and the control equations (24)-(26) become,

$$\begin{aligned} \frac{d\lambda_1}{dt} &= -\lambda_1 \left[r \left(1 - \frac{2x_1}{k} \right) - \beta + \gamma - 3(1 - u_1)\tau_1 x_1^2 \right] - \beta \lambda_2, \\ \frac{d\lambda_1}{dt} &= \frac{rx_1 \lambda_1}{k} - \beta \lambda_2, \end{aligned} \quad (45)$$

$$\frac{d\lambda_2}{dt} = -e^{\delta t} d_1 p_1 E + (d_2 + (1 - u_2)p + d_1 E) \lambda_2 - \frac{\alpha_1 x_3^2}{a + x_2}, \quad (46)$$

$$\frac{d\lambda_3}{dt} = -\left(\alpha_1 - \frac{2\alpha_1 x_3}{a + x_2} - d_3 \right). \quad (47)$$

Since,
$$\lambda_2 = -e^{-\delta t} \left(p_1 - \frac{c}{d_1 x_2} \right).$$

By differentiating, we have,

$$\frac{d\lambda_2}{dt} = \delta e^{-\delta t} \left(p_1 - \frac{c}{d_1 x_2} \right). \quad (48)$$

Now from (45) we have,

$$\begin{aligned} \frac{d\lambda_1}{dt} - \frac{rx_1 \lambda_1}{k} &= \beta e^{-\delta t} \left(p_1 - \frac{c}{d_1 x_2} \right) \\ \Rightarrow \lambda_1 &= e^{-\delta t} \frac{b_1}{a_1 + \delta} \end{aligned} \quad (49)$$

where

$$a_1 = \frac{rx_1}{k} \text{ and } b_1 = -\beta \left(p_1 - \frac{c}{d_1 x_2} \right).$$

Using equation (48) and (49), we have

$$\lambda_3 = e^{-\delta t} \frac{(a + x_2)^2}{\alpha_1 \alpha_2 x_3^2} \left(p_1 d_2 - \frac{cd_2}{p_1 x_2} - \frac{cE}{x_2} - \frac{c\delta}{d_1 x_2} + x_2 \delta \right). \quad (50)$$

Substituting the value of λ_2 in equation (50) we get,

$$\lambda_2 = e^{-\delta t} \frac{b_2}{a_2 + \delta} \quad (51)$$

where

$$a_2 = (d_1 E + d_2), \quad (52)$$

$$b_2 = p_1 d_1 E + \delta p_1 - \frac{\delta c}{d_1 x_2} + p_1 d_2 - \frac{cd_2}{p_1 x_2} - \frac{cE}{x_2}. \quad (53)$$

Now, comparing equation (51) and (43) we have,

$$p_1 - \frac{c}{d_1 x_2} = \frac{b_2}{a_2 + \delta}. \quad (54)$$

Substituting the value of a_2 and b_2 we get,

$$E = \frac{(p_1 d_1 x_2 - c)(d_2 + \delta)x_2}{p_1 d_1 x_2 - c - q d_1^2 x_2^2 - c d_1 x_2}. \quad (55)$$

By using (55) solving the model system (24)-(26), we can get the optimal solution of $x_{2\delta}$ and $x_{3\delta}$ and the optimal harvesting effort of forestry biomass $E = E_\delta$.

7.6 Application of Control Strategy

From different combinations of the controls, two strategies are studied numerically.

(a) Toxic control strategy:

With this strategy, only the control toxicity u_1 is used to optimize the objective function J by using filtration and reroute of toxic fumes in the water vehicles and industrial zones before making their way to atmosphere. In Fig. (3) and Fig. (4) we have observed that a significant difference between the control of toxicity (with/ without) of the model system.

(b) Combined effect of toxic control and poaching control strategy:

Here, we control on anti-poaching patrol u_2 to control illegal logging and toxic control u_1 to control toxicity are used to optimize the objective function J . Moreover from the Fig. (3) and Fig. (4) one can observe that the system would lead to direct increase the population size and decrease the industrialization. From Fig. (5) one can predict that if illegal logging is not available then industrialization procedure declines continuously and as $t \rightarrow \infty$ the procedure of the industrialization will extinct.

8 Numerical Simulations

For the of demonstrating the analytical results, we have considered some hypothetical data. The parameters of the dynamical model are not based on real world observation because we did not perform a practical case study on a particular species. In order to examine the steady states for interpretation, the model (4)-(6) is analyzed by using the numerical software of Mathematica and the steady state diagrams are obtained using the MATLAB software and numerical value of controls are obtained by using RK 4th order method. Our main objective is to illustrate the final result by numerical simulations considered from a qualitative, rather than a quantitative point of view. Along with the verification of our analytical observations, these numerical results are very much important from the practical point of view.

To verify the model system (4)-(6), we attain the following set of parametric values.

$r = 1.5, k = 100, \beta = 0.9, a = 2, E = 3.8, \gamma = 3.5, p = 0.1, d_1 = 0.12, d_2 = 0.1, d_3 = 0.785, \alpha_1 = 1.5, \alpha_2 = 3.3, \tau_1 = 0.4, \tau_2 = 0.3, e = 0.99$

The coexistence equilibrium point of the system (4)-(6) is $E^*(1.63967, 1.3794, 0.73220)$

From the fig-5.1 we can admit that the model system is stable as all the species are coexist.

After controlling the threaten to verify the control model system (24)-(26), by using RK 4th order method we have found the values of control variables. $u_1 = 0.6090, u_2 = 0.3448$ and final value of the state variables (2.2509, 1.6278, 1.6202)

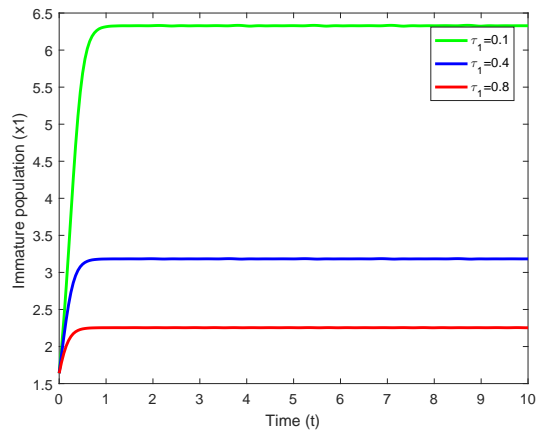


Figure 3: Immature Population (Juvenile trees)

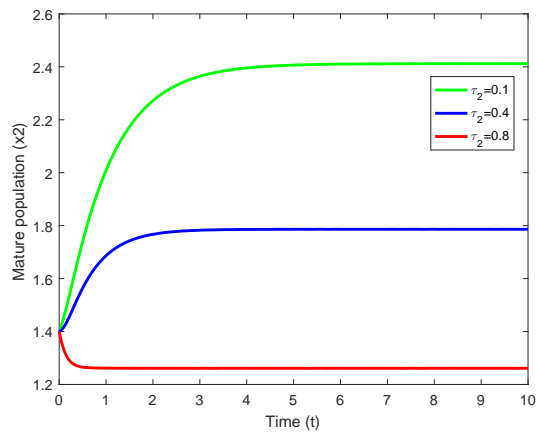


Figure 4: Mature Population (Adult trees)

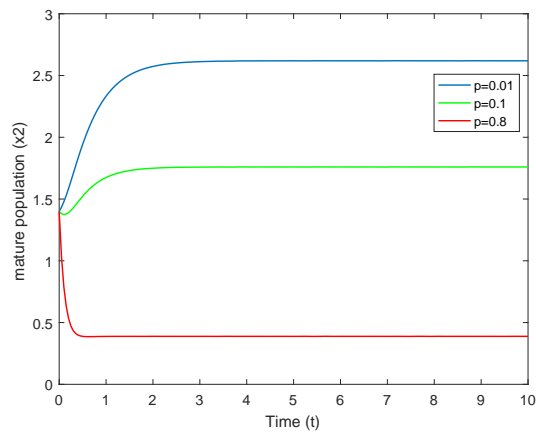


Figure 5: Mature Population (Adult trees)

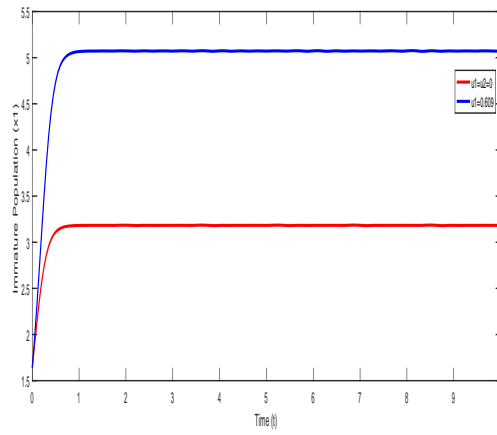


Figure 6: Immature Population (Juvenile trees)

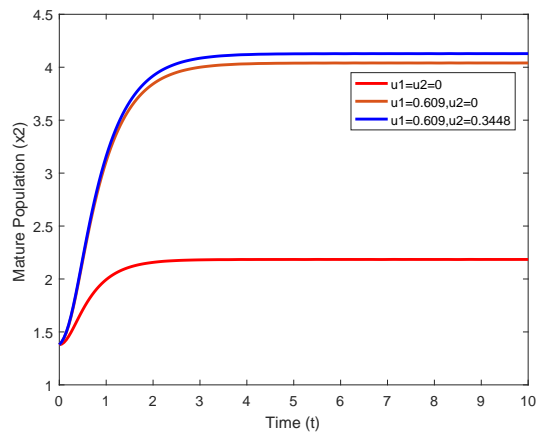


Figure 7: Mature Population (Adult trees)

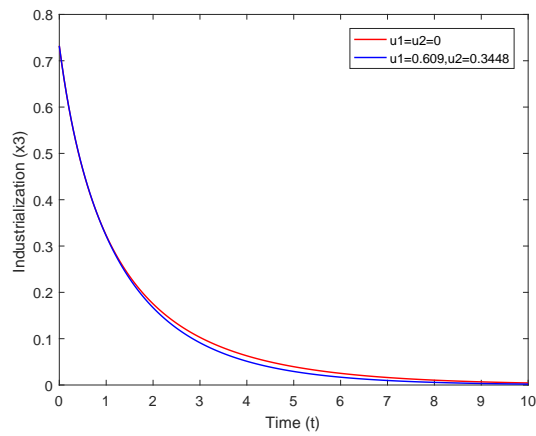


Figure 8: Number of Industries

9 Conclusions

In this paper, we have presented a threatened age structured forestry based biomass model together with industrialization as a state variable using a deterministic system of differential equations. The threats are poaching and external toxicity. Leslie-Gower and modified Leslie-Gower functional responses are used for the problems discussed in this study. The local and global stability conditions are obtained (parametric). Controls are introduced to the system which are anti-poaching patrols for controlling poaching, filtration and re-route of toxic fumes in the water vehicles and industries for controlling toxicity. To investigate the effect of optimal control, we use one control at a time, the combination of two controls is used at a time while setting other(s) to zero to compare the effects of the control strategies on the eradication of threats to the system. Additionally, the case of all controls has also been taken into consideration. Our numerical simulations suggest that the use of two controls has highest impact on the control of the system threats. We have also shown through graphs (Figs. 3,4) that the immature and mature population has decreased when the toxicity has increased and in Fig 5 we have observed the effect of poaching the mature tree has decreased gradually. In Figs. 6,7 and 8 we have observed that if controls are applied then the immature forestry biomass, mature trees increase significantly and industrialization declines. To find the optimum equilibrium level Pontryagin's maximum principle has been applied. In future, One can able to extend the proposed model system through various ecological implications to understand better the real world ecological system.

10 Acknowledgments

The first author gratefully acknowledges the financial support provided by the University Grant Commission, Bangladesh (UGC/1,157/ M.Phil and PhD/2016/5343, Date: 22/06/2016).

References

- [1] Aziz-Alaoui MA (2002) Study of a Leslie-Gower-type tritrophic population model. *Chaos Solitons & Fractals.*, **14**(8): 1275–1293.
- [2] Aziz-Alaoui MA, Okiye MD (2003) Boundedness and global stability for a predator-prey model with modified Leslie-Gower and holling-type II scemes. *Appl. Math. Lett.*, **16**(7): 1069–1075.
- [3] Chaudhary M, Dhar J Sahu GPV (2013) Mathematical model of depletion of forestry resource: effect of synthetic based industries. *Int. J Biol. Vet. Agric Food Eng.*, **7**(4): 130–134.
- [4] Chaudhary M, Dhar J, Sahu GPV (2013) Forest biomass conservation with synthetic industry: a mathematical model. In: Engineering (NUiCONE), Nirma University international conference on IEEE: 1-5.
- [5] Chaudhuri K (1988) Dynamic optimization of combined harvesting of a two species fishery. *Ecol. Model.*, **41**(1): 17–25.
- [6] Chen F (2005) On a nonlinear non autonomous predator-prey model with diffusion and distributed delay. *Appl. Math. Lett.*, **180**(1): 33–49.
- [7] Chen LJ, Chen F (2009) Global stability of a Leslie-Gower Predator-prey model with feedback controls. *Appl. Math. Lett.*, **29**(9): 1330–1334.
- [8] Dhar J, Singh H (2004) Modeling the depletion of forestry resource by wholly dependent industrialization in two adjoining habitat. *Kobe J. Math.*, **21**: 1–13.
- [9] Dubey B, Sharma S, Sinha P, Shukla J (2009) Modeling the depletion of forestry resources by population and population pressure augmented industrialization. *Appl. Math. Model.*, **33**(7): 3002–3014.
- [10] Dubey B, Patra A, Sahani S (2014) Modeling the dynamics of a renewable resource under harvesting with taxation as a control variable. *Appl. Math.*, **9**(2): 592–621.
- [11] Garecia O (2013) Forest stands as dynamical systems: an introduction. *Modern Appl. Sci.*, **7**(5): 32.
- [12] Ghosh B, Kar T (2014) Sustainable use of prey species in prey-predator system: jointly determined ecological thresholds and economics trade offs. *Ecol. Model.*, **272**: 49–58.

- [13] Gupta R, Chandra P (2013) Bifurcation analysis of modified Leslie-Gower predator-prey model with michaelis-menten type prey harvesting. *J.Math.Anal. Appl.*, **398**(1): 278-295.
- [14] Leslie P (1958) A stochastic model for studying the properties of certain biological systems by numerical methods. *Biometrika*: 16–31.
- [15] Misra A, Lata K, Shukla J(2014) A mathematical model for the depletion of forestry resources due to population pressure augmented industrialization. *Int. J Model Simul sci. Comput*, **5**(1): 130022.
- [16] Misra A, Lata K (2015) A Depletion and conservation of forestry resources: a mathematical model. *Differt. Equ. Dyn. Syst.*, **23**(1): 25–41.
- [17] Zhang N, Chen F, Su Q, Wu T (2011) Dynamics behaviors of a harvesting Leslie-Gower predator-prey model. *Dis. Dyn. Nat. Soc.*, 18.
- [18] Chaudhary M, Dhar J, Misra P (2015) A mathematical model for the conservation of forestry biomass with an alternative resource for industrialization: a modified Leslie Gower interaction. *Model. Earth Syst. Environ. 1: 43*, **1**: 43.
- [19] Pontryagin L. S, Boltyanskii V. G, Gamkrelize R. V, Mishchenko E. F (1967) The Mathematical Theory of Optimal Processes. *Wiley, New York*.
- [20] Lukes D. L (1982) Differential Equations: Classical to Controlled. *Academic Press, New York*.
- [21] Lenhart S, Workman J (2007) Optimal Control Applied to Biological Models. *Boca Raton, Chapman Hall, CRC*.
- [22] Fleming W, Rishel R (2005) Deterministic and Stochastic Optimal Control. *Springer-Verlag, New York*.
- [23] UFAO (2010) Global forest resources assessment. *UN Food and Agriculture Organization, Rome*.
- [24] Khaine I, Woo SY (2015) An overview of interrelationship between climate change and forest. *For Sci. Tech.*, **11** (1): 11–18.
- [25] Clark CW (1976) Mathematical Bio-economics: The mathematics of conservation. *Wiley, Hoboken*.