

BIBECHANA

A Multidisciplinary Journal of Science, Technology and Mathematics

ISSN 2091-0762 (online)

Journal homepage: <http://nepjol.info/index.php/BIBECHANA>

Thermodynamic properties of liquid InNa alloys

A.K. Mishra¹, M. Milanarun^{2*}

¹ G.B. College, Naugachia – 853 204, Bhagalpur, Bihar, India

² B.S.L.I., Katihar – 854105, Bihar, India

*Corresponding author: E-mail : mukulmilan@yahoo.co.in

Article history: Received 22 November, 2012

Abstract

Concept of complex formation model has been applied to account for the thermodynamic properties of liquid InNa alloy. The theoretical study reveals that the intermetallic compound In_3Na_2 exists at stoichiometric composition. Our expressions reproduce successfully the asymmetric behaviour of free energy of mixing, enthalpy of mixing, s-type entropy of mixing, CSRO and phase separation in liquid In-Na alloy. It is found that Na atoms segregate on the surface. The study reveals that various factors such as size difference and electronegative factor are not sufficient to account for the asymmetry in the system. The low value of order energy suggests that In-Na is a weak interacting system.

Key words: Complex formation; stoichiometric composition; phase separation; segregation; order energy.

1. Introduction

The anomalous behaviour in mixing properties of many binary liquid alloys needs extensive investigations. Experimentalists [1 – 6] as well as theoreticians [7 – 12] have been trying to interpret the alloying behaviour of liquid alloys. The search of light weight solutions in the automotive industry [13] and importance in mechanical and technological applications in catalysis coating, high temperature engineering [14] etc. have created renewed interest in liquid binary alloys. Concentration dependent information of the thermodynamics, energetics and local atomic order is required for detailed information about the alloying behaviour of the liquid binary alloys. A good understanding of the mixing properties of liquid binary alloys is important from metallurgical point of view since most of the binary solid alloys are formed by cooling from their liquid state. Surface phenomena like surface tension play an important role in metallic systems and processes. It intervenes in nucleation from the vapour phase, in casting, coating, wetting and many other processes that include the liquid state [15]. Surface segregation is predicted in many binary liquid alloys [11, 12, 16]. Surface segregation and surface tension play an important role in metallurgical operation in the study of catalytic activity [17- 21].

The concentration dependent thermodynamic properties of indium-sodium liquid binary alloys are interesting. The Gibbs energy of mixing (G_M) and enthalpy of mixing (H_M) are asymmetric about its equiatomic composition where as the entropy of mixing (S_M) is positive at both indium and sodium rich

ends and has negative values in the intermediate region [22]. Asymmetry in G_M and H_M are responsible for promoting complex formation in the liquid binary alloys, but these properties need not necessarily imply complex formation [23]. Hence the concentration-concentration fluctuations at the long wavelength limit ($S_{cc}(0)$) are one of the most microscopic functions for understanding the nature of interatomic interactions. The experimental $S_{cc}(0)$ [24] shows both complex formation and the existence of phase separation. The contributions from entropy and enthalpy to the free energy of mixing are the physical reason responsible for phase separation [25-28]. The preference for unlike atoms to pair as the nearest neighbours i.e., hetero-coordination and preference for like atoms to pair as the nearest neighbours i.e., homo-coordination help to analyse the complex formation tendencies and the phase separation in liquid binary alloys. The asymmetry in the thermodynamic properties of In-Na liquid alloy can neither be ascribed to the size factor ($\Omega_{Na}/\Omega_{In} = 1.77$ being less than 2.0, the required value to produce these effects [7] nor the electronegativity difference ($EN = 1 - \exp(-0.25d^2)$, d is the difference in the electronegativity values of the two metals) of 0.1478 [29]. So the asymmetric behaviour of various observed properties may be due to short range order.

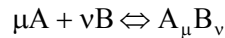
In this study, a statistical thermodynamic model based on complex formation is used to calculate the interdependence of various properties such as free energy of mixing, heat of mixing, entropy of mixing, concentration-concentration fluctuation at long wavelength limit, chemical short range order parameter and surface tension of InNa liquid alloy. This concept has been used successfully to explain the mixing properties of a variety of binary liquid alloys [9, 10, 30, 31].

The present paper is presented as follows. A summary of essential equations required for calculations is given in section 2. Section 3 deals with results. Conclusions are summarized in section 4.

2. Formalism

2.1. Properties of mixing

The model adopted here starts by assuming the existence of A atoms, B atoms of the binary alloy AB and a chemical complexes $A_\mu B_\nu$ (μ and ν being small integers) in the liquid state i.e.,



The grand partition function of an alloy consisting of N_1 number of A atoms and N_2 numbers of B atoms may be expressed in terms of the configuration energy E as

$$\Theta = \sum (q_1(T))^{N_1} (q_2(T))^{N_2} \exp\left[\frac{(\mu_1 N_1 + \mu_2 N_2 - E)}{K_B T}\right] \quad (1)$$

where $q_i(T)$ and μ_i are the atomic partition function and the chemical potential of the i th ($i = 1, 2$) species, respectively K_B and T refer, respectively, to the Boltzmann's constant and the absolute temperature. Equation (1) can be solved in the framework of quasi-lattice theory [32] to obtain various expressions for the thermodynamic and microscopic functions. After performing some algebra [33], we obtain the free energy of mixing as

$$G_M = G_M^{XS} + RT \sum C_i \ln C_i \quad (2)$$

$$G_M^{XS} = C_1 C_2 W + \phi_{12} W_{12} + \phi_{11} W_{11} + \phi_{22} W_{22} \quad (3)$$

$$\phi_{12} = C_1 \mu^{-1} C_2 \nu^{-1} (2 - C_1 \mu^{-1} C_2 \nu^{-1})$$

$$\phi_{11} = C_1 \mu^{-2} C_2 \nu (2 - C_1 \mu^{-2} C_2 \nu) : \mu \geq 2$$

$$\phi_{22} = C_1 \mu^{-2} C_2 \nu (2 - C_1 \mu C_2 \nu^{-2}) : \nu \geq 2 \quad (4)$$

where W is the order energy and W_{12} , W_{11} , W_{22} are the interaction energies. C_1 and C_2 are the concentrations of the first and the second species of the alloys. ϕ_{ij} is the probability of finding the $i-j$

bond as a part of the complex. In choosing an appropriate complex (In_3Na_2) we are guided by experimental considerations [22]. For a weakly interacting system with $\mu = 3$, $\nu = 2$

$$\begin{aligned}\phi_{12} &= \left(\frac{13}{420} + \frac{2C_1^2}{3} - \frac{3C_1^3}{2} + \frac{3C_1^4}{5} + \frac{2C_1^5}{3} - \frac{5C_1^6}{7} + \frac{C_1^7}{4} \right) C_1 \\ \phi_{11} &= \left(-\frac{53}{840} + \frac{2C_1^2}{3} - \frac{5C_1^3}{4} + \frac{6C_1^4}{5} - C_1^5 + \frac{4C_1^6}{7} - \frac{C_1^7}{8} \right) C_1 \\ \phi_{22} &= \left(\frac{23}{280} - \frac{C_1^3}{2} + \frac{2C_1^4}{5} + \frac{C_1^6}{7} - \frac{C_1^7}{8} \right) C_1\end{aligned}\quad (5)$$

The enthalpy of mixing H_M can be obtained from equation 2 and the relation

$$H_M^{\text{XS}} = G_M^{\text{XS}} - T \left(\frac{\partial G_M^{\text{XS}}}{\partial T} \right)_{P,C,N} \quad (6)$$

Equations (2) and (6) yield

$$H_M^{\text{XS}} = C_1 C_2 \left(W - T \left(\frac{\partial W}{\partial T} \right) \right) + \sum_{i,j}^{1,2} \phi_{ij} \left(W_{ij} - T \left(\frac{\partial W_{ij}}{\partial T} \right) \right) \quad (7)$$

The entropy of mixing is given by

$$S_M = \frac{(H_M - G_M)}{T} \quad (8)$$

2.2 Concentration-concentration fluctuations in long wavelength limit and short range order parameter

Concentration-concentration fluctuations in the long wavelength limit, $S_{cc}(0)$, have been widely used [23, 31, 34, 35] to understand the alloying behaviour of liquid binary alloys. $S_{cc}(0)$ is related to G_M as

$$S_{cc}(0) = RT \left(\frac{\partial^2 G_M}{\partial C_1^2} \right)_{T,P,N}^{-1} \quad (9)$$

Using equation (2) the value of $S_{cc}(0)$ for $\mu=3$ and $\nu=2$ is given by

$$\begin{aligned}S_{cc}(0) &= C_1 C_2 \left\{ 1 + C_1 C_2 (RT)^{-1} \left[-2W + 2C_1 (2 - 9C_1 + 6C_1^2 + 10C_1^3 - 15C_1^4 + 7C_1^5) \right. \right. \\ &\quad \left. \left. W_{12} + C_1 (4 - 15C_1 + 24C_1^2 - 30C_1^3 + 24C_1^4 - 7C_1^5) W_{11} + C_1^2 \right. \right. \\ &\quad \left. \left. (-6 + 8C_1 + 6C_1^3 - 7C_1^4) W_{22} \right] \right\}^{-1}\end{aligned}\quad (10)$$

The Warren-Cowley [36, 37] short range order parameter, α_1 is evaluated to quantify the degree of order and is computed theoretically [23, 31, 37] as

$$\alpha_1 = \frac{(S-1)}{(S(Z-1)+1)} \quad (11)$$

$$S = \frac{S_{cc}(0)}{S_{ccid}(0)} \quad (12)$$

$$S_{ccid}(0) = C_1 C_2 \quad (13)$$

Here Z is the coordination number, which is taken as 4 for In-Na liquid alloy [8].

2.3 Surface tension

The surface tension of complex forming liquid alloys is given by [10, 38, 39]

$$\sigma = \sigma_1 + (RT/A) \left[\ln \left(\frac{C_1^S}{C_1} \right) + \ln \left(\frac{\gamma_1^S}{\gamma_1} \right) \right] \quad (14a)$$

$$= \sigma_2 + (RT/A) \left[\ln \left(\frac{C_2^S}{C_2} \right) + \ln \left(\frac{\gamma_2^S}{\gamma_2} \right) \right] \quad (14b)$$

where, σ_i ($i = 1, 2$) are the surface tensions of the components and A is the mean atomic surface area. γ_i^S and C_i^S refer, respectively, to activity coefficients and the concentrations of the i th component at the surface. γ_i^S is related to γ_i as

$$\ln \gamma_i^S = n_1 \left(\ln \gamma_i \text{ containing } C_i^S \right) + n_2 \ln \gamma_i \quad (15)$$

where n_1 and n_2 , termed as surface coordination fractions, are the fractions of the total numbers of nearest neighbours of an atom within the layer in which it lies and that in the adjoining layer, respectively, so that $n_1 + 2n_2 = 1$. From equation (2) and the usual thermodynamic relation

$$G_M^{XS} = N \int_0^{C_1} \ln \gamma dC_1 \quad (16)$$

the activity coefficients for $\mu = 3$ and $\nu = 2$ are given as :

$$\begin{aligned} \ln \gamma_1 = & (K_B T)^{-1} \left[W(1 - C_1)^2 + W_{12} \left(\frac{13}{420} + C_1^2 - \frac{22C_1^3}{3} + \frac{15C_1^4}{2} + \frac{8C_1^5}{5} \right. \right. \\ & \left. \left. - \frac{25C_1^6}{3} + \frac{44C_1^7}{7} - \frac{7C_1^8}{4} \right) + W_{11} \left(-\frac{53}{840} + 2C_1^2 - \frac{19C_1^3}{3} \right. \right. \\ & \left. \left. + \frac{39C_1^4}{4} - \frac{54C_1^5}{5} - 9C_1^6 + \frac{31C_1^7}{7} + \frac{7C_1^8}{8} \right) + W_{22} \left(\frac{23}{280} - 2C_1^3 \right. \right. \\ & \left. \left. + \frac{7C_1^4}{2} - \frac{8C_1^5}{5} + C_1^6 - \frac{13C_1^7}{7} + \frac{7C_1^8}{8} \right) \right] \quad (17) \end{aligned}$$

$$\begin{aligned} \ln \gamma_2 = & (K_B T)^{-1} \left[WC_1^2 + W_{12} \left(-\frac{4}{3} + \frac{9C_1}{2} - \frac{12C_1^2}{5} - \frac{10C_1^3}{3} + \frac{30C_1^4}{7} \right. \right. \\ & \left. \left. - \frac{7C_1^5}{4} \right) C_1^3 + W_{11} \left(-\frac{4}{3} + \frac{15C_1}{4} - \frac{24C_1^2}{5} + 5C_1^6 - \frac{24C_1^4}{7} \right. \right. \\ & \left. \left. + \frac{9C_1^5}{8} \right) C_1^3 + W_{22} \left(\frac{3}{2} - \frac{8C_1}{5} - \frac{6C_1^3}{7} + \frac{7C_1^4}{8} \right) C_1^4 \right] \quad (18) \end{aligned}$$

3. Results and Discussion: Comparison between calculation and experiment

3.1 Mixing properties

The free energy of mixing (G_M) of liquid In-Na alloy at 713 K has been computed through equation (2). Those values of order energy and interaction energies are considered which when substituted into equation (2) give us values of G_M that are very close to experimentally observed values from [22]. These parameters are independent of concentration although they may depend on temperature and pressure. These computed values are

$$W = 1.66 RT \quad W_{11} = -18.99 RT \quad W_{22} = -6.84 RT \quad W_{12} = -1.9 RT$$

It is obvious from the value of order energy W that the tendency of complex formation in the alloy InNa is relatively weak. The values of interaction energy suggest that attraction between In atoms is maximum followed by Na atoms and In and Na atoms.

A plot of computed and experimental [22] values of G_M/RT for InNa liquid alloy at 713K is given in figure 1. Figure 1 shows that computed and experimental values are in agreement.

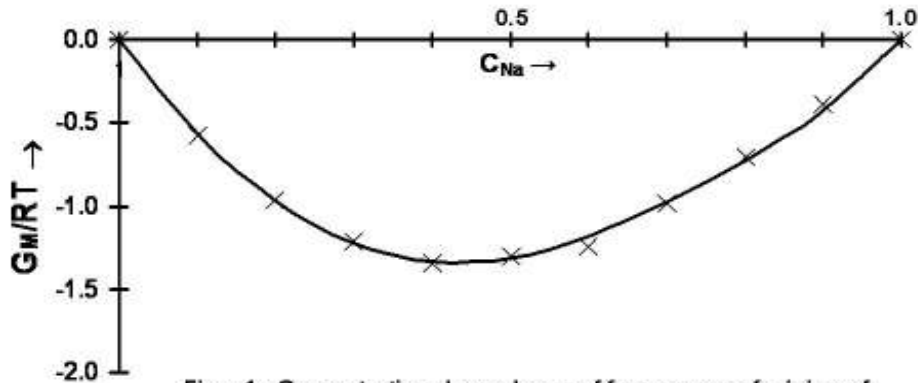


Fig. - 1 : Concentration dependence of free energy of mixing of InNa liquid alloy at 713 K: Theoretical ____; Expt. X X X [22]

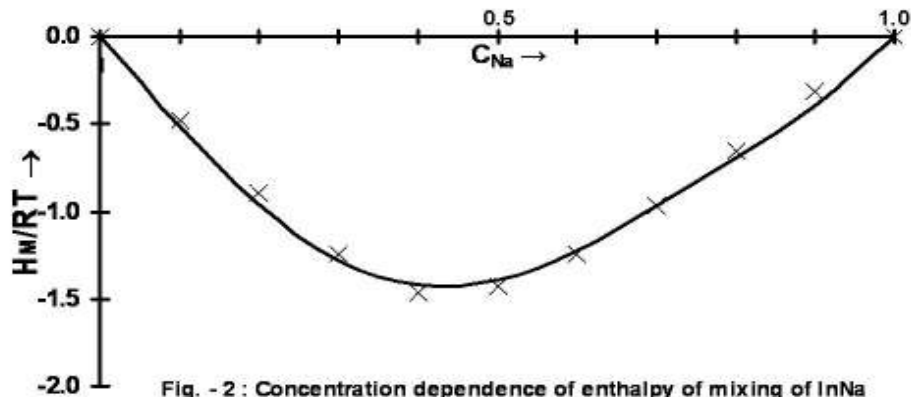


Fig. - 2 : Concentration dependence of enthalpy of mixing of InNa liquid alloy at 713 K: Theoretical ____; Expt. X X X [22]

The enthalpy of mixing (H_M) and entropy of mixing (S_M) are evaluated through equations (7) and (8) respectively. The energy parameters are considered to vary with temperature to ascertain the variation of enthalpy and entropy of mixing with experimental values [22]. The temperature dependent energies are

$$\frac{\partial \omega}{\partial T} = -0.9R \quad \frac{\partial \omega_{11}}{\partial T} = -1.0R \quad \frac{\partial \omega_{11}}{\partial T} = +0.75R \quad \frac{\partial \omega_{12}}{\partial T} = +9.6R$$

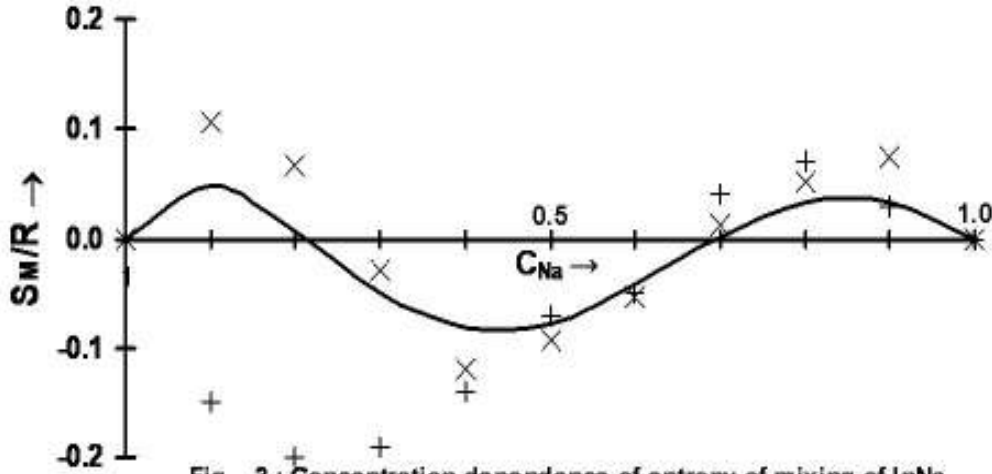


Fig. -3 : Concentration dependence of entropy of mixing of InNa liquid alloy at 713 K : Theoretical ____ ; Expt. X X X [22]; + + + [40]

The values of enthalpy of mixing H_M/RT and entropy of mixing S_M/R for In-Na liquid alloy at 713 K are shown in figures 2 and 3 respectively along with experimental values [22]. It is seen from figure 2 that the computed values of H_M/RT are in reasonable agreement with experiment. It is clear from figure 3 that the pattern of S_M/R is reproduced in our computation. But calculated values are not in quantitative agreement with the experiment. It may be because of the fact that slight difference in G_M/RT and H_M/RT produces more difference between the computed and experimental values of S_M/R as is evident from equation 8. However, our computed values are better than that given by Chakrabarti et al [40].

3.2 Concentration-concentration fluctuations in the long wavelength limit $S_{cc}(0)$ and short range order parameter (α_1)

$S_{cc}(0)$ is an important parameter because any deviation from ideal value $S_{cc id}(0)$ is significant in explaining the type of interaction in liquid alloys. There is a tendency for self coordination if $S_{cc}(0) > S_{cc id}(0)$ and $S_{cc}(0) \gg S_{cc id}(0)$ means the occurrence of phase separation. $S_{cc}(0) \ll S_{cc id}(0)$ is an indication of the existence of chemical short range order (CSRO) or an indication of strong association. The values of $S_{cc}(0)$ are computed via equation (10). These are depicted in figure 4 along with experimental values [24], values computed by Akinlade [8] and $S_{cc id}(0)$. Perusal of figure 4 indicates that the computed values of $S_{cc}(0)$ predicts CSRO in the concentration range $0 < C_{Na} \leq 0.7$ and phase separation in $0.7 \leq C_{Na} \leq 1.0$. The magnitude of the calculated values beyond $C_{Na} > 0.7$ is lower than the experimental values. A better agreement between the calculated and experimental values may be obtained if the energy parameters are assumed concentration dependent. The dip in $S_{cc}(0)$ is found at stoichiometric composition In_3Na_2 .

The short range order parameter α_1 has been calculated to quantify the degree of order and these have been represented in figure 5. The negative values of α_1 correspond to complex formation while its positive values correspond to the occurrence of segregation resulting in phase separation. A random distribution of atoms is expected by $\alpha_1=0$.

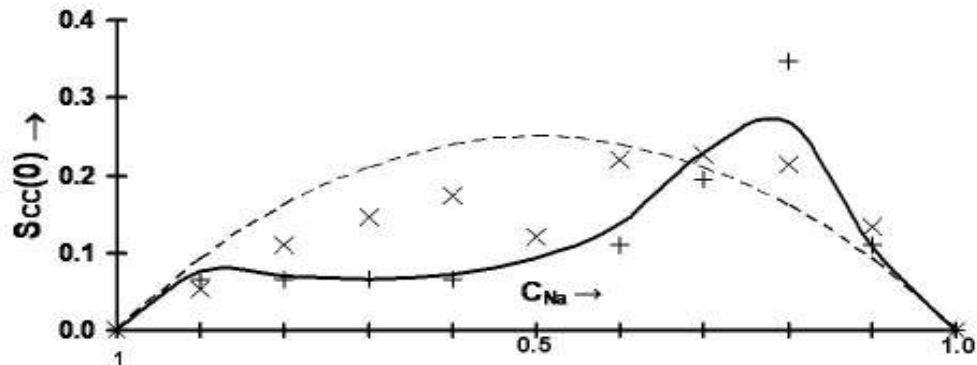


Fig. - 4 : Concentration dependent $S_{cc}(0)$ of InNa liquid alloy at 713 K : Theo. — ; Expt. X X X [24]; $S_{cc}(id)$ - - - ; + + + [8]

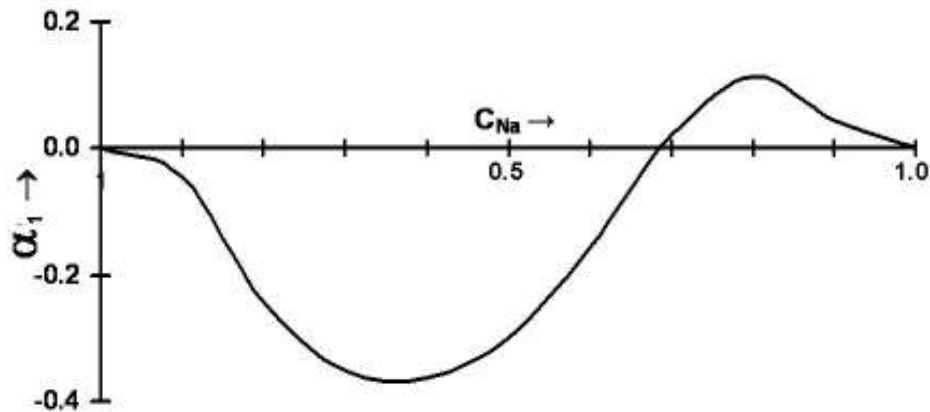


Fig. - 5 : Concentration dependent α_1 of InNa liquid alloy at 713 K

3.3 Surface tension

Calculation of surface tension through equations (14a, 14b) requires the values of surface concentration C_i^S ($i=1, 2$) and activity coefficients in the bulk γ_i and on the surface γ_i^S . The calculated values of γ_1 and γ_2 along with experimental values [22] and calculated values of γ_1^S and γ_2^S are given in table 1. Table 1 shows that there is reasonable resemblance between calculated and experimental values of activity coefficients of In (γ_1) and Na (γ_2) in the bulk in InNa liquid alloy at 713K. It is predicted from table 1 that sodium atoms are more active on the surface than in the bulk throughout the whole concentration range except for $C_{Na} = 0.9$. Indium atoms are less active on the surface than in the bulk up to $C_{Na} < 0.5$ but become more active on the surface than in the bulk after this concentration.

Table 1 : Activity coefficients of In and Na in InNa liquid alloy at 713 K in the bulk (γ_1, γ_2) and on the surface (γ_1^S, γ_2^S)

C_2	γ_1		γ_1^S	γ_2		γ_2^S
	Theoretical	Expt. [22]		Theoretical	Expt. [22]	
0.1	1.003	0.978	0.871	0.065	0.097	0.165
0.2	0.921	0.900	0.548	0.082	0.151	0.518
0.3	0.727	0.752	0.521	0.252	0.258	0.714
0.4	0.511	0.554	0.509	0.505	0.454	0.855
0.5	0.353	0.365	0.456	0.844	0.765	0.959
0.6	0.268	0.248	0.422	1.044	1.044	1.010
0.7	0.247	0.207	0.412	1.086	1.156	1.021
0.8	0.280	0.227	0.424	1.042	1.126	1.010
0.9	0.347	0.356	0.447	1.003	1.004	1.000

Surface tension of InNa liquid alloy is calculated at 713 K using equation 14. The surface tension of pure In and Na at the specified temperature are taken from Smithell’s Metals Reference Book [41]. The mean atomic surface area A is calculated from the relation given by Laty et al. [42] as

$$A = 1.102(V/N)^{2/3}$$

where N is the Avogadro’s number and V is the volume the alloy. Experimental values of V have been taken from the graph given by Akinlade [8]. The evaluated values of surface tension of InNa liquid alloy with concentration are displayed in table 2 along with its ideal values ($\sigma = C_1\sigma_1 + C_2\sigma_2$) and surface concentration of Na.

Table 2 : Surface concentration of Na (C_2^S) and surface tension (σ) of InNa liquid alloy at 713K.

C_2	C_2^S	σ	$\sigma_{id}(= C_1\sigma_1 + C_2\sigma_2)$
0.1	0.2866	494.713	493.550
0.2	0.5372	430.553	457.407
0.3	0.8569	355.470	420.863
0.4	0.9634	283.708	384.320
0.5	0.9884	233.436	347.777
0.6	0.9954	203.578	311.233
0.7	0.9977	187.859	274.690
0.8	0.9987	179.337	238.146
0.9	0.9994	172.421	201.603

We could not compare our evaluated values for want of experimental values. Table 2 shows that the surface tension of In is lowered when alloyed with Na, The value of surface tension InNa liquid alloy is above its ideal values up to 10% concentration of Na and after this the calculated values are less than its ideal values. It is evident from table 2 that Na atoms segregate on the surface at all concentrations.

4. Conclusion

The phenomenon of complex formation in InNa liquid alloys and its effect on the concentration dependent mixing properties were investigated theoretically on the basis of quasi-lattice theory. The existence of the complex in the form In_3Na_2 has been used to obtain concentration dependent thermodynamic properties and surface tension of InNa liquid alloy. The low value of order energy (W/RT) shows that InNa liquid alloy is a weak interacting system. The evaluation of $S_{CC}(0)$ predicts that CSRO exists in the region $0 < C_{\text{Na}} < 0.7$ and phase separation in the region $0.7 < C_{\text{Na}} \leq 1.0$. A better agreement between theoretical and experimental values of $S_{CC}(0)$ at $C_{\text{Na}} = 0.8$ can be obtained by assuming concentration dependent energy parameters but it may distort the quasi-lattice theory. The same energy parameters have been considered for the study of bulk as well as surface properties. We may conclude that the theory is capable of predicting of negative values of free energy of mixing, enthalpy of mixing, s-type entropy of mixing, the phenomenon of CSRO and phase separation by considering In_3Na_2 complex in InNa liquid binary alloys.

References

- [1] H.E. Barleett, A.H. Neethling and P.J. Growther, *J. Chem. Thermodyn.*, 2 (1970) 521.
- [2] P. Chieux and J. Ruppertsberg, *J. Physique C8*, 41 (1980) 321.
- [3] S. Takeda, S. Tamaki, S. Harda and N.E. Cusack, *J. Phys. Condens. Matter*, 1 (1989) 8649.
- [4] S. Takeda and S. Tamaki, *J. Phys. Condens. Matter*, 2 (1990) 10173.
- [5] Y. Tsuchiya and S. Kanai, *J. Non-Cryst. Solids*, 156 – 158 (1993) 433.
- [6] I.S. Choi, C.N. Whang and C. Hwang, *J. Phys. Condens Matter*, 15 (2003) L 415.
- [7] R.N. Singh and F. Sommer, *J. Phys. Condens Matter*, 4 (1992) 5345.
- [8] O. Akinlade, *Z. Metallkd.*, 85 (1994) 487.
- [9] L.C. Prasad and A. Mikula, *J. Alloys and Comp.*, 299 (2000) 175.
- [10] N. Jha and A.K. Mishra, *J. Alloys and Comp.*, 329 (2001) 224.
- [11] A.K. Mishra and M. Milanarun, *Hingh Temp. Mat. and Process*, 24 (2005) 47.
- [12] V. Kumari and A.K. Mishra, *High Temp Mat. and Process*, 27 (2008) 113.
- [13] K.N. Braszczyńska, *Z Metallkd.*, 94 (2003) 144.
- [14] A.N. Al-Rawi, A. Kara and T.S. Rahman, *J. Phys. Condensed Matter*, S2 (2004) 967.
- [15] A.R. Yavri, *Z. Metallkd.*, 79 (1988) 591.
- [16] M. Brejnak and P. Mudrak, *J. Phys. Condensed Matter*, 2 (1990) 869.
- [17] P. Vander Plank and W.M.H. Sachter, *J. Catal.*, 7 (1968) 300; 12 (1968) 35.
- [18] W.M.H. Sachter and P. Vander Plank, *Surf. Sci.*, 18 (1969) 62.
- [19] H. Sinfelt, *Bimetallic Catalysis; Discoveries, Concept Applications*, John Wiley & Sons, New York (1983).
- [20] K.S. Yeum, R. Speiser and D.R. Poirier, *Metall. Trans.*, 208 (1989) 693.
- [21] Z. Moser and M. Kucharsky, *J. Non – Cryst. Solids.*, 156 – 158 (1993) 369.
- [22] R. Hultgren, P.D. Desai, D.T. Hawkins, M. Gleiser and K.K. Kelley *Selected Values the of Thermodynamic Properties of Binary Alloys*, ASM Metals Park, Ohio (1973) 1013.
- [23] P.P. Mishra, M. Milanarun, N. Jha and A.K. Mishra, *J. Alloys and Comp.*, 340 (2002) 108.
- [24] S. Harda, S. Takahashi, S. Takeda, S. Tamaki, P. Gray and N.E. Cusack, *J. Phys. F*, 18 (1988) 2259.
- [25] L.S. Leowitz and L.S. Rawlinson, *J. Chem. Phys.*, 41 (1964) 133.
- [26] T. Biben and J.P. Hansen, *Phys. Rev. Lett.*, 66 (1991) 2215.
- [27] D. Frenkel and A.A. Louis, *Phys. Rev. Lett.*, 68 (1992) 3363.
- [28] S.M. Osman and R.N. Singh, *Phys. Rev.*, E 51 (1995) 332.
- [29] F. Hensel, *Adv. Phys.*, 28 (1979) 555.
- [30] R.N. Singh, I.S. Jha and S.K. Singh, *J. Phys. Condens Matter*, 3 (1993) 2787.
- [31] A.K. Mishra and M. Milanarun, *Indian J. Phys.*, 80 (2006) 55.
- [32] A.B. Bhatia and R.N. Singh, *Phys. Chem. Liq.*, 11 (1982) 343.

- [33] A.B. Bhatia and D.E. Thronton, *Phys. Rev. B*, 2 (1970) 3004.
- [34] C.N.J. Wagner, S. Steeb and H. Warlmout, *Rapidly Quenched Metals Amsterdam North-Holland* (1985).
- [35] R.N. Singh, *Can. J. Phys.*, 65 (1987) 309.
- [36] B.E. Warren, *X – ray Diffraction* (Reading M. A. Addison – Wesley) (1969).
- [37] J.M. Cowley, *Phys. Rev. B*, 77 (1950) 667.
- [38] R.D. Angal and D.L. Roy, *Z. Metallkd.*, 73 (1982) 428.
- [39] A.K. Mishra, *High Temp. Mat. and Process.*, 26 (2007) 201.
- [40] S.K. Chakrabarti, I.S. Jha and B.P. Singh, *Scientific World*, 6 (2008) 16.
- [41] E.A. Brandes and G.B. Brook (eds), *Smithell's Metals Reference Book*, Oxford; Butter Worth – Heinemann (1992).
- [42] P. Laty, J.C. Loud and P. Deste, *Surf. Sci.*, 60 (1976) 109.